

# MANAGEMENT REPORT

# 356

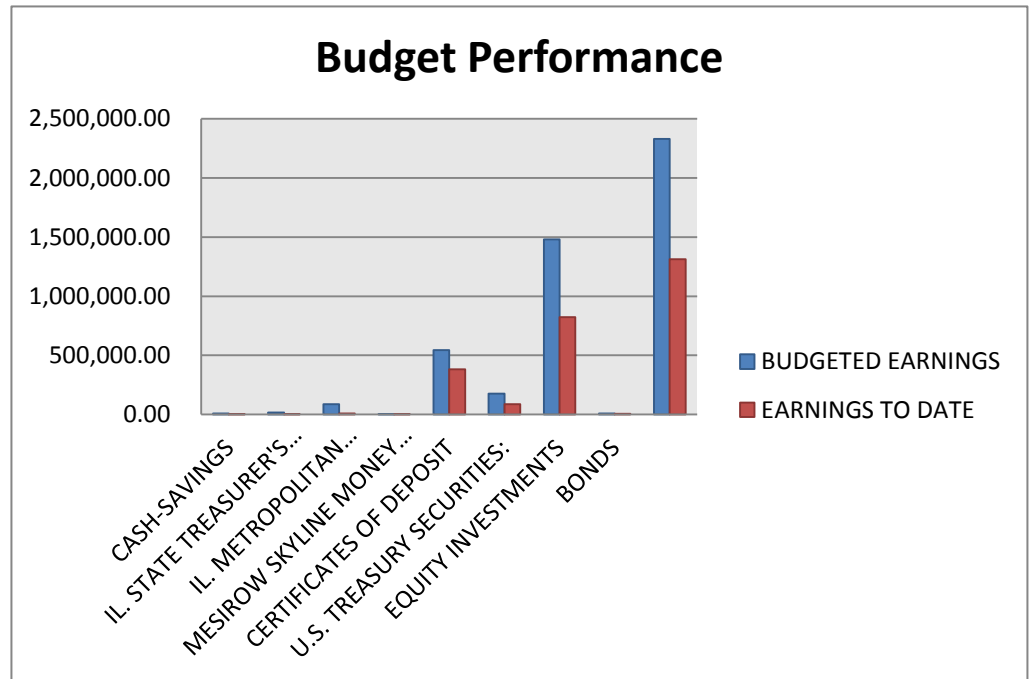
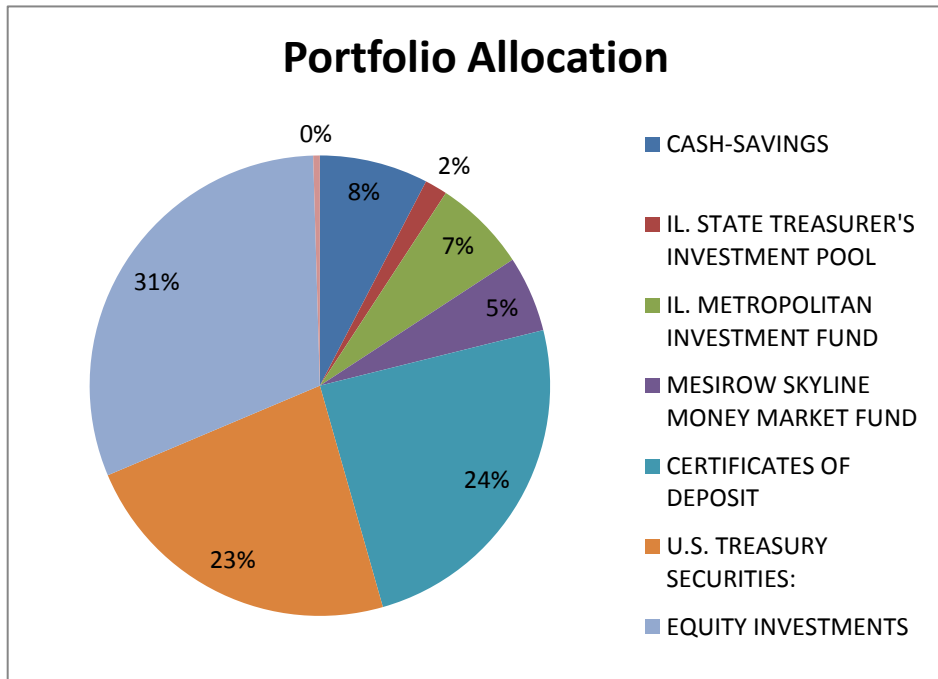
SEPTEMBER 2011 ACTIVITIES

---

1. Financial Investment Reports
2. Public Safety Report
  - Fire Dept. Activities
  - Police Dept. Activities (August)
3. Public Works Monthly Activities
  - Monthly Water Pumping Report
  - Central Garage Fleet Cost Report
  - Weiland Rd./Prairie Rd. Corridor & Lk Ck Rd Project Status Reports
4. Community Development Report
  - Compilation of Permit Activity
  - Certificates of Occupancy
  - Public Safety Activity Report
  - Engineering Services Monthly Report
  - Public Utilities Construction Report

Dane C. Bragg  
Village Manager

FUND/INVESTMENT TYPE	MATURITY DATE	CURRENT YIELD TO MATURITY	ORIGINAL PURCHASE PRICE	VALUE AT MATURITY	ESTIMATED MARKET VALUE	PRESENT BOOK VALUE	FUND TOTAL	BUDGETED EARNINGS	EARNINGS TO DATE	PERCENT
VILLAGE OF BUFFALO GROVE										
TREASURY REPORT										
AUGUST 31, 2011										
SUMMARY OF CASH AND INVESTMENTS:										
CASH-SAVINGS		0.50%			7,195,726.40		7,374,317.17	9,120.00	2,800.47	30.71%
IL. STATE TREASURER'S INVESTMENT POOL		0.19%			4,002,122.12		1,534,184.76	16,900.00	1,218.73	7.21%
IL. METROPOLITAN INVESTMENT FUND		0.31%			6,349,014.63		6,349,014.63	87,013.50	9,558.46	10.99%
MESIROW SKYLINE MONEY MARKET FUND		0.01%			5,140,144.89		5,152,719.15	800.00	192.89	24.11%
CERTIFICATES OF DEPOSIT		2.61%			23,734,352.82		23,636,637.53	545,870.00	381,621.75	69.91%
U.S. TREASURY SECURITIES:		3.82%			24,165,204.77		22,275,978.15	177,013.50	88,755.50	50.14%
EQUITY INVESTMENTS					29,855,548.29		29,855,548.29	1,481,000.00	823,183.15	55.58%
BONDS		7.65%			448,535.00		448,535.00	10,000.00	5,930.00	0.00%
GRAND TOTAL-SUMMARY		2.16%			100,890,648.92		96,626,934.68	2,327,717.00	1,313,260.95	56.42%
PORTFOLIO BENCHMARK IS THE 6 MONTH TREASURY BILL		0.22%								



CORPORATE:										
CASH-SAVINGS	OPEN	0.25%	----	----	301,493.99	301,493.99	301,493.99	5,000.00	16.90	0.34%
IL. STATE TREASURER'S INVESTMENT POOL	OPEN	0.12%	----	----	1,174,388.81	1,174,388.81	1,174,388.81	1,500.00	117.41	7.83%
IL. METROPOLITAN INVESTMENT FUND	OPEN	0.34%	----	4,084,865.38	4,084,865.38	4,084,865.38	4,084,865.38	67,013.50	2,170.64	3.24%
MESIROW SKYLINE MONEY MARKET FUND	OPEN	0.01%	----	1,046,299.02	1,046,299.02	1,046,299.02	1,046,299.02	250.00	4.52	1.81%
FIFTH THIRD GOV MONEY MARKET FUND	OPEN	0.02%	----	6,554.05	6,554.05	6,554.05	6,554.05	250.00	85.52	34.21%
CERTIFICATES OF DEPOSIT:										
MAX SAFE - BUFFALO GROVE BANK & TRUST	12/31/11	0.25%	739,542.84	739,542.84	739,542.84	739,542.84				

FUND/INVESTMENT TYPE	MATURITY DATE	CURRENT YIELD TO MATURITY	ORIGINAL PURCHASE PRICE	VALUE AT MATURITY	ESTIMATED MARKET VALUE	PRESENT BOOK VALUE	FUND TOTAL	BUDGETED EARNINGS	EARNINGS TO DATE	PERCENT
PNC BANK	08/06/11	0.35%	125,000.00	125,000.00	125,000.00	125,000.00				
PNC BANK	08/06/11	0.35%	250,000.00	250,000.00	250,000.00	250,000.00				
HARRIS BANK-BUFFALO GROVE	07/04/11	0.15%	486,439.37	486,439.37	486,439.37	486,439.37				
AMERICAN ENTERPRISE BANK	09/10/11	0.40%	305,264.82	305,264.82	305,264.82	305,264.82				
BUFFALO GROVE BANK & TRUST	05/04/12	0.58%	252,490.50	252,490.50	252,490.50	252,490.50				
SONABANK	02/27/12	0.52%	248,700.00	248,700.00	248,700.00	248,700.00				
UNITED CENTRAL BANK	09/05/12	1.01%	246,200.00	246,200.00	246,200.00	246,200.00				
BAY CITIES BANK	09/02/11	4.55%	95,000.00	95,000.00	95,057.95	95,000.00				
FLAGSTAR BANK FSB	09/19/11	4.55%	95,000.00	95,000.00	95,248.90	95,000.00				
CENTRAL FL STATE BANK	10/07/11	2.25%	79,000.00	79,000.00	79,162.74	79,000.00				
PRIMEBANK	10/07/11	4.40%	95,000.00	95,000.00	95,429.40	95,000.00				
GOGEBIC RANGE BANK	04/09/12	2.50%	95,000.00	95,000.00	96,115.30	95,000.00				
FIRST BUSINESS BANK	07/17/12	2.50%	145,000.00	145,000.00	147,306.95	145,000.00				
GE MONEY BANK	07/23/12	2.45%	150,000.00	150,000.00	152,358.00	150,000.00				
HOME FEDERAL SVGS BANK	07/23/12	2.55%	150,000.00	150,000.00	152,490.00	150,000.00				
MIDFIRST BANK	08/20/12	2.15%	145,000.00	145,000.00	147,006.80	145,000.00				
CAPITAL BANK	10/22/12	2.60%	95,000.00	95,000.00	96,975.05	95,000.00				
CITIBANK NA	01/22/13	2.00%	150,000.00	150,000.00	152,347.50	150,000.00				
FIRST COMMERCIAL BANK	04/22/13	2.00%	245,000.00	245,000.00	249,184.60	245,000.00				
CFG COMMUNITY BANK	04/26/13	1.85%	120,000.00	120,000.00	121,765.20	120,000.00				
CENTENNIAL BANK	05/21/13	1.70%	100,000.00	100,000.00	101,234.00	100,000.00				
FARMERS MERCHANT TR COMPANY	05/28/13	1.50%	100,000.00	100,000.00	100,888.00	100,000.00				
GOLDMAN SACHS BANK USA	06/10/13	1.70%	100,000.00	100,000.00	101,236.00	100,000.00				
MIDFIRST BANK (2)	07/22/13	2.25%	100,000.00	100,000.00	102,244.00	100,000.00				
INVESTORS COMMUNITY BANK	07/22/13	2.00%	120,000.00	120,000.00	122,125.20	120,000.00				
DISCOVER BANK	07/22/13	2.60%	145,000.00	145,000.00	149,207.90	145,000.00				
COMMERCEWEST BANK NA	07/23/13	1.40%	150,000.00	150,000.00	151,087.50	150,000.00				
DMB COMMUNITY BANK	08/12/13	2.50%	150,000.00	150,000.00	154,098.00	150,000.00				
CENTRAL STATE BANK	09/09/13	1.00%	230,000.00	230,000.00	230,361.10	230,000.00				
CHIPPEWA VALLEY BANK	09/12/13	1.00%	225,000.00	225,000.00	225,346.50	225,000.00				
BEACON FEDERAL	12/23/13	1.75%	245,000.00	245,000.00	247,484.30	245,000.00				
OLDTOWN BANK	12/24/13	1.70%	150,000.00	150,000.00	151,399.50	150,000.00				
LCA BANK CORP	01/14/14	1.65%	95,000.00	95,000.00	95,759.05	95,000.00				
EMPIRE NATIONAL BANK	03/28/14	0.75%	245,000.00	245,000.00	244,179.49	245,000.00				
AMERICAN EXPR CENTURION BANK	06/09/14	1.25%	245,000.00	245,000.00	244,804.00	245,000.00				
ALLY BANK	06/09/14	1.45%	245,000.00	245,000.00	245,352.80	245,000.00				
DISCOVER BANK	06/16/14	1.35%	100,000.00	100,000.00	100,010.00	100,000.00				
BANK OF INTERNET USA	06/23/14	1.05%	95,000.00	95,000.00	94,680.80	95,000.00				
NEBRASKALAND NATIONAL BK	06/30/14	2.00%	95,000.00	95,000.00	96,066.85	95,000.00				
GEORGIA BANK & TRUST COMPANY	07/01/14	1.00%	245,000.00	245,000.00	244,005.30	245,000.00				
GRUNDY NATIONAL BANK	07/14/14	2.00%	95,000.00	95,000.00	96,059.25	95,000.00				
LUANA SAVINGS BANK	09/10/14	1.25%	245,000.00	245,000.00	244,527.15	245,000.00				
AMERICAN SECURITY BANK & TRUST	10/01/14	1.35%	120,000.00	120,000.00	119,908.80	120,000.00				
FIRST BANK & TRUST CO	10/17/14	1.00%	245,000.00	245,000.00	244,691.79	245,000.00				
WORLD FINANCIAL CAPITAL BANK	10/24/14	1.10%	245,000.00	245,000.00	244,754.75	245,000.00				
CIT BANK	12/08/14	1.55%	245,000.00	245,000.00	244,793.46	245,000.00	8,687,637.53	305,870.00	125,876.73	41.15%

FUND/INVESTMENT TYPE	MATURITY DATE	CURRENT YIELD TO MATURITY	ORIGINAL PURCHASE PRICE	VALUE AT MATURITY	ESTIMATED MARKET VALUE	PRESENT BOOK VALUE	FUND TOTAL	BUDGETED EARNINGS	EARNINGS TO DATE	PERCENT
U.S. TREASURY SECURITIES:										
F.N.M.A	02/28/14	0.75%	750,000.00	750,000.00	751,050.00	750,000.00	750,000.00	67,013.50	23,228.97	34.66%
FUND TOTAL-CASH AND INVESTMENTS					16,095,042.66	16,051,238.78	16,051,238.78	446,897.00	151,500.69	33.90%
MOTOR FUEL TAX:										
CASH-SAVINGS	OPEN	0.10%	---	---	375,037.68	375,037.68	375,037.68	0.00	0.00	0.00%
IL. STATE TREASURER'S INVESTMENT POOL	OPEN	0.12%	---	---	205,782.68	753,210.53	753,210.53	200.00	95.54	47.77%
FUND TOTAL-CASH AND INVESTMENTS					580,820.36	1,128,248.21	1,128,248.21	200.00	95.54	47.77%
CAPITAL PROJECTS-FACILITIES:										
CASH-SAVINGS	OPEN	0.10%	---	---	47,780.27	47,780.27	47,780.27	0.00	0.00	0.00%
IL. STATE TREASURER'S INVESTMENT POOL	OPEN	0.12%	---	---	703,210.90	169,675.25	169,675.25	0.00	36.79	0.00%
FUND TOTAL-CASH AND INVESTMENTS					750,991.17	217,455.52	217,455.52	0.00	36.79	0.00%
CAPITAL PROJECTS-STREET MAINT & CONST:										
CASH-SAVINGS	OPEN	0.55%	---	---	(17,096.69)	(17,096.69)	(17,096.69)	20.00	0.00	0.00%
IL. STATE TREASURER'S INVESTMENT POOL	OPEN	0.12%	---	---	1,019,601.17	396,518.71	396,518.71	4,000.00	165.20	4.13%
FUND TOTAL-CASH AND INVESTMENTS					1,002,504.48	379,422.02	379,422.02	4,020.00	165.20	4.11%
DEBT SERVICE-FACILITIES DEVELOPMENT:										
CASH-SAVINGS	OPEN	0.55%	---	---	802,168.74	802,168.74	802,168.74	200.00	0.00	0.00%
IL. STATE TREASURER'S INVESTMENT POOL	OPEN	0.12%	---	---	(3,000.00)	(3,000.00)	(3,000.00)	100.00	0.00	0.00%
FUND TOTAL-CASH AND INVESTMENTS					799,168.74	799,168.74	799,168.74	300.00	0.00	0.00%
POLICE PENSION:										
CASH-SAVINGS	OPEN	0.55%	---	---	2,047,346.72	2,047,346.72	2,047,346.72	1,200.00	1,767.14	147.26%
IL. STATE TREASURER'S INVESTMENT POOL	OPEN	0.12%	---	---	22.19	22.19	22.19	2,000.00	613.09	30.65%
SCHWAB MONEY MARKET FUND (SWEEP)	OPEN	0.01%	---	---	2.76	2.76	2.76	25.00	0.00	0.00%
SCHWAB GOVT MONEY FUND ZACKS	OPEN	0.01%	---	---	132,618.89	145,193.15	145,193.15	25.00	5.57	22.28%
SCHWAB MONEY MARKET FUND	OPEN	0.01%	---	---	60,283.98	60,283.98	60,283.98	25.00	1.61	6.44%
SCHWAB GOVT MONEY FUND STRATFORD	OPEN	0.01%	---	---	3,046,112.71	3,046,112.71	3,046,112.71	25.00	32.98	131.92%
EQUITIES										
OAKBROOK INVESTMENTS	OPEN	---	---	7,168,727.92	7,168,727.92	7,168,727.92				
ZACKS EQUITIES	OPEN	---	---	7,144,106.35	7,144,106.35	7,144,106.35				
INVESCO REAL ESTATE FUND	OPEN	---	---	410,670.08	410,670.08	410,670.08				
CGM REALTY FUND	OPEN	---	---	265,562.61	265,562.61	265,562.61				
BLACKROCK INTL OPPORTUNITY I	OPEN	---	---	864,008.13	864,008.13	864,008.13				
DELAWARE EMERGING MARKETS	OPEN	---	---	278,167.90	278,167.90	278,167.90	16,131,242.99	675,000.00	269,527.70	39.93%
U.S. TREASURY SECURITIES:										
ZERO COUPON TREASURY BOND	11/15/11	6.90%	224,460.00	500,000.00	499,844.00	465,452.53				

FUND/INVESTMENT TYPE	MATURITY DATE	CURRENT YIELD TO MATURITY	ORIGINAL PURCHASE PRICE	VALUE AT MATURITY	ESTIMATED MARKET VALUE	PRESENT BOOK VALUE	FUND TOTAL	BUDGETED EARNINGS	EARNINGS TO DATE	PERCENT
ZERO COUPON TREASURY BOND	11/15/11	6.15%	511,570.00	1,000,000.00	999,688.00	1,000,000.00				
ZERO COUPON TREASURY BOND	11/15/11	5.31%	572,020.00	1,000,000.00	999,688.00	951,858.72				
ZERO COUPON TREASURY BOND	11/15/12	4.31%	372,395.00	500,000.00	498,008.00	461,679.32				
ZERO COUPON TREASURY BOND	11/15/12	4.97%	384,050.00	500,000.00	498,008.00	454,959.14				
ZERO COUPON TREASURY BOND	11/15/15	4.62%	1,244,580.00	2,000,000.00	1,866,718.00	1,693,325.38				
ZERO COUPON TREASURY BOND	11/15/15	4.58%	319,800.00	500,000.00	466,679.50	404,748.88				
ZERO COUPON TREASURY BOND	11/15/15	4.68%	316,785.00	500,000.00	466,679.50	399,898.35				
ZERO COUPON TREASURY BOND	11/15/15	4.46%	323,705.00	500,000.00	466,679.50	402,794.24				
ZERO COUPON TREASURY BOND	11/15/15	4.75%	607,920.00	1,000,000.00	933,359.00	790,962.67				
ZERO COUPON TREASURY BOND	11/15/15	4.46%	323,705.00	500,000.00	466,679.50	398,368.86				
ZERO COUPON TREASURY BOND	11/15/20	5.30%	691,455.00	1,500,000.00	1,093,945.50	968,405.29				
ZERO COUPON TREASURY BOND	11/15/20	4.93%	128,355.00	250,000.00	182,324.25	154,259.03				
ZERO COUPON TREASURY BOND	11/15/20	4.69%	251,830.00	500,000.00	364,648.50	324,152.69				
ZERO COUPON TREASURY BOND	11/15/20	5.09%	238,035.00	500,000.00	364,648.50	301,451.31				
ZERO COUPON TREASURY BOND	11/15/20	5.00%	240,135.00	500,000.00	364,648.50	301,615.15				
ZERO COUPON TREASURY BOND	11/15/20	4.87%	367,860.00	750,000.00	546,972.75	468,691.85				
ZERO COUPON TREASURY BOND	11/15/20	4.92%	475,200.00	1,000,000.00	729,297.00	657,026.96				
US TREASURY INFLATION PROTECTED SEC	01/15/14	2.00%	1,165,704.68	1,168,010.00	1,310,861.00	1,169,920.00				
ZERO COUPON TIPS BOND	01/15/16	2.00%	589,237.00	543,685.00	629,207.50	544,570.00				
US TREASURY INFLATION PROTECTED SEC	01/15/16	2.00%	579,573.48	579,573.48	629,207.50	544,570.00				
US TREASURY INFLATION PROTECTED SEC	07/15/20	1.25%	256,932.35	256,932.35	272,264.25	256,932.35				
US TREASURY INFLATION PROTECTED SEC	07/15/18	1.38%	1,593,950.84	1,593,950.84	1,696,831.50	1,589,297.23				
US TREASURY INFLATION PROTECTED SEC	01/15/18	1.63%	1,034,857.35	1,034,857.35	1,179,657.00	1,031,860.00				
FEDERAL HOME LOAN BANK STEP-UP BOND	08/25/16	1.00%	200,000.00	200,000.00	200,215.80	200,000.00				
FEDERAL HOME LOAN BANK STEP-UP BOND	06/21/18	1.00%	500,020.00	500,000.00	495,542.50	500,000.00				
FNMA STEP-UP BOND	01/26/26	1.00%	266,000.00	266,000.00	262,073.31	266,000.00				
FED HOME LOAN MORTGAGE CORP	07/15/19	5.15%	71,226.25	71,226.25	95,580.25	71,226.25				
TOYOTA MOTOR CREDIT STEP-UP BOND	01/28/26	3.00%	495,000.00	495,000.00	470,110.50	495,000.00				
GNMA PASS-THRU	04/15/16	10.00%	653.26	653.26	653.26	599.31				
GNMA PASS-THRU	01/15/17	9.00%	1,188.88	1,188.88	1,188.88	1,352.64	17,270,978.15	10,000.00	46,643.48	466.43%
BONDS										
ISHARES HIGH YIELD BOND ETF	N/A	5.44%	228,275.00	228,275.00	228,275.00	228,275.00				
ISHARES INVESTMENT GRADE BOND ETF	N/A	9.85%	220,260.00	220,260.00	220,260.00	220,260.00	448,535.00	10,000.00	5,930.00	59.30%
FUND TOTAL-CASH AND INVESTMENTS										
					39,902,006.60	38,133,004.45	39,149,717.65	698,300.00	324,521.57	46.47%
FIRE PENSION:										
CASH-SAVINGS	OPEN	0.55%	----	----	1,511,501.45	1,511,501.45	1,511,501.45	500.00	310.97	62.19%
IL. STATE TREASURER'S INVESTMENT POOL	OPEN	0.12%	----	----	0.00	0.00	0.00	100.00	0.00	0.00%
IL. METROPOLITAN INVESTMENT FUND	OPEN	0.34%	----	----	5.83	5.83	5.83	0.00	0.00	0.00%
SCHWAB GOVERNMENT MONEY MARKET FUND	OPEN	0.01%	----	----	593,613.33	593,613.33	593,613.33	100.00	15.97	15.97%
CERTIFICATES OF DEPOSIT:										
BANK OF AMERICA NA	10/28/11	1.70%	245,000.00	245,000.00	245,436.10	245,000.00				

FUND/INVESTMENT TYPE	MATURITY DATE	CURRENT YIELD TO MATURITY	ORIGINAL PURCHASE PRICE	VALUE AT MATURITY	ESTIMATED MARKET VALUE	PRESENT BOOK VALUE	FUND TOTAL	BUDGETED EARNINGS	EARNINGS TO DATE	PERCENT
COLUMBUS BANK & TRUST	11/01/11	2.20%	95,000.00	95,000.00	95,252.70	95,000.00				
NATIONAL BANK OF SOUTH CAROLINA	11/01/11	2.20%	95,000.00	95,000.00	95,252.70	95,000.00				
PREFERRED BANK	11/07/11	1.85%	245,000.00	245,000.00	245,575.75	245,000.00				
BMW BANK NORTH AMERICA (2)	12/19/11	2.75%	145,000.00	145,000.00	145,935.25	145,000.00				
COMMERCE BANK	02/06/12	3.35%	100,000.00	100,000.00	101,179.00	100,000.00				
HOME SAVINGS BANK	02/06/12	3.40%	100,000.00	100,000.00	101,199.00	100,000.00				
INDEPENDENCE BANK	02/08/12	3.30%	100,000.00	100,000.00	101,180.00	100,000.00				
FREEDOM FINANCIAL BANK	02/13/12	3.45%	100,000.00	100,000.00	101,280.00	100,000.00				
FIRST BANK PUERTO RICO	02/15/12	3.55%	100,000.00	100,000.00	101,355.00	100,000.00				
PROVINCIAL BANK	02/15/12	3.55%	100,000.00	100,000.00	101,340.00	100,000.00				
SOUTHERN FIRST BANK NA	02/15/12	3.60%	100,000.00	100,000.00	101,366.00	100,000.00				
BANK OF VERNON	02/22/12	3.65%	100,000.00	100,000.00	101,449.00	100,000.00				
SOUTH CNTY BANK	02/22/12	3.80%	100,000.00	100,000.00	101,513.00	100,000.00				
SECURITY STATE BANK	02/23/12	4.35%	95,000.00	95,000.00	96,708.10	95,000.00				
GULF COAST COMMUNITY BANK	02/27/12	3.75%	100,000.00	100,000.00	101,548.00	100,000.00				
BANK OF THE COMMONWEALTH	03/05/12	2.85%	95,000.00	95,000.00	96,100.10	95,000.00				
MERIDAN BANK NA	03/09/12	2.85%	95,000.00	95,000.00	96,133.35	95,000.00				
DISCOVER BANK	03/26/12	3.90%	100,000.00	100,000.00	101,887.00	100,000.00				
CAPMARK BANK	04/23/12	3.05%	95,000.00	95,000.00	96,518.10	95,000.00				
FIRST COMMUNITY BANK CENTRAL AL	05/08/12	2.50%	95,000.00	95,000.00	96,266.35	95,000.00				
NORTHVIEW BANK	05/08/12	2.55%	95,000.00	95,000.00	96,298.65	95,000.00				
AMERICAN EXPRESS BANK FSB	05/21/12	3.10%	95,000.00	95,000.00	96,727.10	95,000.00				
AMERICAN EXPRESS CENTURION BANK	05/21/12	3.10%	95,000.00	95,000.00	96,727.10	95,000.00				
CIT BANK	05/29/12	3.15%	140,000.00	140,000.00	142,661.40	140,000.00				
SALLIE MAE BANK	05/29/12	3.10%	140,000.00	140,000.00	142,612.40	140,000.00				
TOYOTA FINANCIAL SAVINGS BANK	05/29/12	3.10%	95,000.00	95,000.00	96,771.75	95,000.00				
GE CAPITAL FINANCE INC	06/18/12	3.00%	150,000.00	150,000.00	152,829.00	150,000.00				
TOYOTA FINANCIAL SAVINGS BANK (2)	06/18/12	3.00%	150,000.00	150,000.00	152,829.00	150,000.00				
ATLANTA BUSINESS BANK	07/30/12	4.70%	95,000.00	95,000.00	98,466.55	95,000.00				
FIRST BANK & TRUST BROOKINGS SD	07/31/12	4.65%	95,000.00	95,000.00	98,422.85	95,000.00				
FIRST BANK & TRUST SIOUX FALLS SD	07/31/12	4.65%	95,000.00	95,000.00	98,405.75	95,000.00				
LEHMAN BROS BANK FSB	08/06/12	4.75%	95,000.00	95,000.00	97,762.60	95,000.00				
NATIONAL BANK OF SOUTH CAROLINA (2)	08/20/12	2.40%	104,000.00	104,000.00	105,701.44	104,000.00				
FLUSHING SAVINGS BANK	08/21/12	2.30%	130,000.00	130,000.00	132,004.60	130,000.00				
AMERICAN EXPRESS CENTURION BANK (2)	09/04/12	2.20%	150,000.00	150,000.00	152,215.50	150,000.00				
FARM BUREAU BANK	09/04/12	2.35%	245,000.00	245,000.00	248,988.60	245,000.00				
PACIFIC CAPITAL BANK NA	09/04/12	2.30%	125,000.00	125,000.00	126,970.00	125,000.00				
CENTENNIAL BANK	09/10/12	2.15%	100,000.00	100,000.00	101,550.00	100,000.00				
MID CAROLINA BANK	09/17/12	2.15%	100,000.00	100,000.00	101,675.00	100,000.00				
BARCLAYS BANK	10/09/12	2.40%	190,000.00	190,000.00	193,393.40	190,000.00				
REPUBLIC BANK	10/30/12	2.30%	145,000.00	145,000.00	147,543.30	145,000.00				
FIRST FARMERS BANK & TRUST	11/02/12	2.20%	245,000.00	245,000.00	249,025.35	245,000.00				
BANK OF NEW GLARUS	11/05/12	2.15%	245,000.00	245,000.00	248,900.40	245,000.00				
ASHEVILLE SVGS BANK SSB	11/06/12	2.25%	245,000.00	245,000.00	249,194.40	245,000.00				
BYRON BANK	11/08/12	2.75%	95,000.00	95,000.00	97,184.05	95,000.00				
SECURANT BANK & TRUST	11/13/12	2.15%	245,000.00	245,000.00	248,954.30	245,000.00				

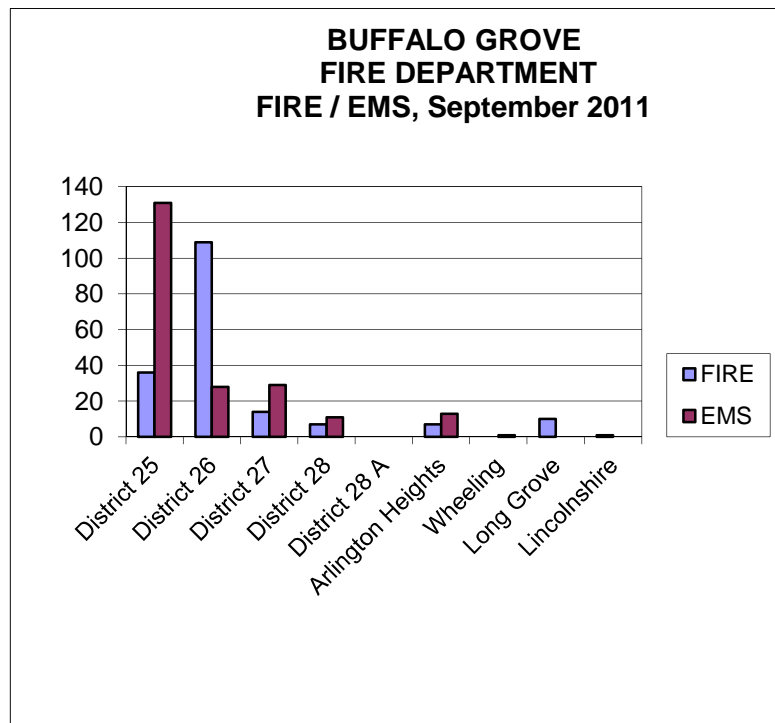
FUND/INVESTMENT TYPE	MATURITY DATE	CURRENT YIELD TO MATURITY	ORIGINAL PURCHASE PRICE	VALUE AT MATURITY	ESTIMATED MARKET VALUE	PRESENT BOOK VALUE	FUND TOTAL	BUDGETED EARNINGS	EARNINGS TO DATE	PERCENT
SUMMIT COMMUNITY BANK	11/14/12	4.50%	75,000.00	75,000.00	78,297.00	75,000.00				
AMERICAN EXPRESS BANK FSB (2)	11/26/12	2.40%	150,000.00	150,000.00	152,919.00	150,000.00				
CONTINENTAL BANK	12/04/12	2.00%	200,000.00	200,000.00	203,202.00	200,000.00				
WASHINGTON MUTUAL BANK	01/31/13	4.15%	100,000.00	100,000.00	103,865.00	100,000.00				
INVESTORS COMMUNITY BANK	02/01/13	3.50%	100,000.00	100,000.00	103,664.00	100,000.00				
AMERICAN SECURITY BANK & TRUST	02/06/13	3.40%	100,000.00	100,000.00	103,553.00	100,000.00				
BMW BANK NORTH AMERICA	02/06/13	3.65%	100,000.00	100,000.00	103,919.00	100,000.00				
CAPITAL ONE BANK	02/06/13	3.65%	100,000.00	100,000.00	103,919.00	100,000.00				
GOLDMAN SACHS BANK	02/06/13	3.65%	100,000.00	100,000.00	103,919.00	100,000.00				
FSG BANK NA	02/13/13	3.45%	100,000.00	100,000.00	103,661.00	100,000.00				
FIRST PREMIER BANK	02/15/13	3.85%	100,000.00	100,000.00	104,259.00	100,000.00				
M & I MARSHALL & ILSLEY BANK	02/15/13	3.75%	100,000.00	100,000.00	104,116.00	100,000.00				
RELIANCE BANK	02/15/13	3.65%	100,000.00	100,000.00	103,959.00	100,000.00				
SOUTHWEST BANK ST LOUIS	02/15/13	3.75%	100,000.00	100,000.00	104,116.00	100,000.00				
WACHOVIA BANK	02/15/13	3.75%	100,000.00	100,000.00	103,005.00	100,000.00				
INLAND BANK & TRUST	02/22/13	3.85%	100,000.00	100,000.00	104,290.00	100,000.00				
IRONSTONE BANK	02/22/13	3.80%	100,000.00	100,000.00	104,217.00	100,000.00				
MEDALLION BANK	03/25/13	1.70%	100,000.00	100,000.00	101,807.00	100,000.00				
STATE BANK OF INDIA	03/27/13	4.35%	100,000.00	100,000.00	105,271.00	100,000.00				
ALLY BANK	03/28/13	2.05%	110,000.00	110,000.00	111,959.10	110,000.00				
COMMUNITY BANK & TRUST	03/28/13	4.00%	100,000.00	100,000.00	104,708.00	100,000.00				
EVABANK	04/04/13	3.75%	100,000.00	100,000.00	104,370.00	100,000.00				
INDEPENDENT BANK	04/30/13	2.15%	245,000.00	245,000.00	250,664.40	245,000.00				
PARAGON COMMERCIAL BANK	05/06/13	1.90%	100,000.00	100,000.00	101,838.00	100,000.00				
FOREST COMMERCIAL BANK	05/13/13	2.35%	245,000.00	245,000.00	250,649.70	245,000.00				
AIMBANK	05/20/13	1.60%	100,000.00	100,000.00	101,899.00	100,000.00				
WACHOVIA MORTGAGE FSB	07/25/13	5.00%	95,000.00	95,000.00	100,903.30	95,000.00				
GIBRALTAR PRIV BANK & TRUST	07/31/13	4.85%	95,000.00	95,000.00	101,605.35	95,000.00				
FIRST TRUST BANK	09/27/13	1.75%	70,000.00	70,000.00	71,505.70	70,000.00				
STATE SAVINGS BANK	10/28/13	2.70%	245,000.00	245,000.00	252,352.45	245,000.00				
FSG BANK NA (2)	10/30/13	2.80%	145,000.00	145,000.00	149,660.30	145,000.00				
BUSINESS FIRST BANK	11/06/13	2.60%	245,000.00	245,000.00	251,837.95	245,000.00				
COMMERCE STATE BANK	11/06/13	4.50%	95,000.00	95,000.00	101,503.70	95,000.00				
GE MONEY BANK	11/06/13	5.05%	95,000.00	95,000.00	102,623.75	95,000.00				
MORGAN STANLEY BANK NA	11/12/13	5.05%	95,000.00	95,000.00	102,663.65	95,000.00				
SALLIE MAE BANK (1)	11/13/13	5.00%	95,000.00	95,000.00	102,567.70	95,000.00				
KS BANK	11/14/13	1.85%	150,000.00	150,000.00	153,372.00	150,000.00				
BANK OF THE COMMONWEALTH (2)	11/18/13	2.60%	150,000.00	150,000.00	154,197.00	150,000.00				
STAR BANK	11/18/13	2.70%	245,000.00	245,000.00	252,386.75	245,000.00				
PARK STERLING BANK (2)	11/20/13	2.50%	150,000.00	150,000.00	154,203.00	150,000.00				
PRIMESOUTH BANK	11/21/13	4.60%	75,000.00	75,000.00	80,361.75	75,000.00				
SIGNATURE BANK OHIO	11/26/13	4.50%	95,000.00	95,000.00	101,631.95	95,000.00				
COMMENCEMENT BANK	11/29/13	1.80%	120,000.00	120,000.00	122,694.00	120,000.00				
ANDERSON BROTHERS BANK	12/10/13	4.25%	95,000.00	95,000.00	101,156.00	95,000.00				
ENERBANK USA	12/17/13	4.25%	35,000.00	35,000.00	37,278.85	35,000.00				
BANK OF NORTH CAROLINA	12/30/13	3.75%	95,000.00	95,000.00	100,158.50	95,000.00				

FUND/INVESTMENT TYPE	MATURITY DATE	CURRENT YIELD TO MATURITY	ORIGINAL PURCHASE PRICE	VALUE AT MATURITY	ESTIMATED MARKET VALUE	PRESENT BOOK VALUE	FUND TOTAL	BUDGETED EARNINGS	EARNINGS TO DATE	PERCENT
CITIBANK NA	01/06/14	2.65%	95,000.00	95,000.00	97,903.20	95,000.00				
PEOPLESSOUTH BANK	01/30/14	2.65%	100,000.00	100,000.00	103,015.00	100,000.00				
GORHAM SAVINGS BANK	06/25/14	2.00%	95,000.00	95,000.00	96,916.15	95,000.00				
BARLCLAYS BANK DELAWARE	10/28/14	3.25%	55,000.00	55,000.00	57,518.45	55,000.00				
F & M BANK & TRUST	10/30/14	3.15%	100,000.00	100,000.00	104,290.00	100,000.00				
PEOPLES STATE BANK	11/04/14	2.90%	95,000.00	95,000.00	98,483.65	95,000.00				
FIRST NATL BANK FOX VALLEY	11/06/14	2.90%	95,000.00	95,000.00	98,479.85	95,000.00				
MACHIAS SAVINGS BANK	11/06/14	2.50%	100,000.00	100,000.00	100,380.00	100,000.00				
TIMBERWOOD BANK	11/06/14	2.90%	95,000.00	95,000.00	98,479.85	95,000.00				
CAROLINA PREMIER BANK	11/12/14	3.00%	95,000.00	95,000.00	98,599.55	95,000.00				
TRADITION CAPITAL BANK	11/17/14	3.00%	95,000.00	95,000.00	98,603.35	95,000.00				
BANK TENNESSEE	01/27/15	2.75%	60,000.00	60,000.00	62,184.60	60,000.00	12,694,000.00	150,000.00	229,142.44	152.76%
U.S. TREASURY SECURITIES:										
GLENDALE HEIGHTS NOTE	12/15/22	5.05%	52,201.71	50,000.00	55,798.50	50,000.00				
US TREASURY NOTE	01/31/16	2.00%	196,686.00	200,000.00	210,687.60	200,000.00				
US TREASURY NOTE	10/31/17	1.88%	78,405.60	80,000.00	82,537.52	80,000.00				
US TREASURY NOTE	11/15/20	2.63%	78,074.40	80,000.00	83,475.04	80,000.00				
US TREASURY NOTE	10/31/15	1.25%	79,059.38	80,000.00	81,837.52	80,000.00				
US TREASURY NOTE	01/31/14	1.75%	127,216.25	125,000.00	129,531.25	125,000.00				
US TREASURY NOTE	02/15/14	1.25%	149,390.63	150,000.00	153,679.65	150,000.00				
US TREASURY NOTE	02/29/16	2.63%	209,342.00	200,000.00	216,218.80	200,000.00				
US TREASURY NOTE	02/28/18	2.75%	199,093.08	200,000.00	216,656.20	200,000.00				
US TREASURY NOTE	04/30/16	2.63%	154,445.04	150,000.00	162,140.70	150,000.00				
US TREASURY NOTE	02/15/21	3.63%	152,835.29	150,000.00	169,125.00	150,000.00				
US TREASURY NOTE	04/30/18	2.63%	323,196.93	320,000.00	343,750.08	320,000.00				
FEDERAL HOME LOAN BANK	06/13/14	2.50%	276,825.60	270,000.00	284,795.19	270,000.00				
FEDERAL HOME LOAN BANK	12/08/17	3.13%	233,579.63	230,000.00	246,701.22	230,000.00				
FEDERAL HOME LOAN BANK	04/13/21	4.00%	298,560.00	300,000.00	303,898.20	300,000.00				
FEDERAL HOME LOAN BANK	05/17/21	3.95%	100,000.00	100,000.00	0.00	100,000.00				
FEDERAL FARM CREDIT BANK	12/08/14	1.50%	89,747.10	90,000.00	90,118.80	90,000.00				
FEDERAL FARM CREDIT BANK	11/16/15	1.50%	373,809.40	385,000.00	393,747.20	385,000.00				
FEDERAL FARM CREDIT BANK	04/08/21	4.00%	209,673.33	210,000.00	217,856.31	210,000.00				
FEDERAL FARM CREDIT BANK	05/24/21	3.58%	319,231.82	320,000.00	339,326.72	320,000.00				
FEDERAL FARM CREDIT BANK	08/02/21	3.38%	100,020.00	100,000.00	100,519.90	100,000.00				
FEDERAL HOME LOAN BANK	09/08/17	2.25%	198,512.00	200,000.00	205,793.40	200,000.00				
FEDERAL HOME LOAN BANK	09/12/14	1.38%	65,463.45	65,000.00	66,521.52	65,000.00				
FEDERAL HOME LOAN BANK	12/11/20	3.13%	197,803.51	200,000.00	207,529.20	200,000.00	4,255,000.00	100,000.00	18,883.05	18.88%
EQUITIES										
BARON SMALL CAP FUND INST	OPEN	----	860,000.00	918,413.44	918,413.44	918,413.44				
BRIDGEWAY ULTRA SMALL	OPEN	----	375,000.00	419,378.61	419,378.61	419,378.61				
COHEN & STEERS INST	OPEN	-----	664,295.75	739,187.62	739,187.62	739,187.62				
FBR FOCUS FD CLI	OPEN	-----	375,000.00	417,094.03	417,094.03	417,094.03				
FIRST EAGLE OVERSEAS	OPEN	-----	201,500.00	227,134.40	227,134.40	227,134.40				
LSV VALUE EQUITY FUND	OPEN	-----	3,388,000.00	3,525,001.68	3,525,001.68	3,525,001.68				

FUND/INVESTMENT TYPE	MATURITY DATE	CURRENT YIELD TO MATURITY	ORIGINAL PURCHASE PRICE	VALUE AT MATURITY	ESTIMATED MARKET VALUE	PRESENT BOOK VALUE	FUND TOTAL	BUDGETED EARNINGS	EARNINGS TO DATE	PERCENT
OPPENHEIMER DEVELOPING	OPEN	----	231,000.00	217,244.47	217,244.47	217,244.47				
ROYCE TOTAL RETURN FUND	OPEN	----	860,000.00	952,717.55	952,717.55	952,717.55				
RS GLOBAL NATURAL	OPEN	----	597,100.89	705,258.60	705,258.60	705,258.60				
SCOUT INTL FUND	OPEN	----	403,100.00	418,844.23	418,844.23	418,844.23				
T ROWE PRICE GROWTH	OPEN	----	2,255,800.00	2,490,868.24	2,490,868.24	2,490,868.24				
VANGUARD INTL VALUE FUND	OPEN	----	202,500.00	202,379.37	202,379.37	202,379.37				
VANGUARD 500 INDEX	OPEN	----	2,310,840.18	2,490,783.06	2,490,783.06	2,490,783.06	13,724,305.30	806,000.00	553,655.45	68.69%
FUND TOTAL-CASH AND INVESTMENTS					33,221,523.92	32,778,425.91	32,778,425.91	1,056,700.00	802,007.88	75.90%
SCHOOL & PARK DONATIONS:										
CASH-SAVINGS	OPEN	0.55%	----	----	192,885.90	371,476.67	371,476.67	0.00	0.00	----
IL. STATE TREASURER'S INVESTMENT POOL	OPEN	0.12%	----	----	363,904.06	364,234.77	364,234.77	0.00	83.81	----
FUND TOTAL-CASH AND INVESTMENTS					556,789.96	735,711.44	735,711.44	0.00	83.81	----
HEALTH INSURANCE RESERVE										
CASH-SAVINGS	OPEN	0.55%	----	----	319,193.92	319,193.92	319,193.92	0.00	85.27	----
IL. STATE TREASURER'S INVESTMENT POOL	OPEN	0.12%	----	----	60,573.31	(603,372.47)	(603,372.47)	0.00	0.00	----
FUND TOTAL-CASH AND INVESTMENTS					379,767.23	(284,178.55)	(284,178.55)	0.00	85.27	----
WATER FUND:										
CASH-SAVINGS	OPEN	0.55%	----	----	1,323,369.38	1,323,369.38	1,323,369.38	1,300.00	885.96	68.15%
IL. STATE TREASURER'S INVESTMENT POOL	OPEN	0.12%	----	----	800,409.24	411,348.63	(394,722.79)	7,500.00	106.89	1.43%
IL. METROPOLITAN INVESTMENT FUND	OPEN	0.34%	----	----	2,264,143.42	2,264,143.42	2,264,143.42	20,000.00	7,387.82	36.94%
MESIROW SKYLINE MONEY MARKET FUND	OPEN	0.01%	----	----	254,660.15	254,660.15	254,660.15	100.00	46.72	46.72%
CERTIFICATES OF DEPOSIT:										
PNC BANK	08/06/11	0.35%	300,000.00	300,000.00	0.00	300,000.00				
THOMASVILLE NATIONAL BANK	04/06/12	2.30%	95,000.00	95,000.00	95,987.05	95,000.00				
CENTRUE BANK	04/13/12	2.40%	95,000.00	95,000.00	96,069.70	95,000.00				
CAPITAL PACIFIC BANK	04/16/12	2.25%	95,000.00	95,000.00	95,993.70	95,000.00				
SUNSOUTH BANK	08/17/12	2.20%	200,000.00	200,000.00	202,852.00	200,000.00				
ALMA BANK	02/04/13	1.80%	120,000.00	120,000.00	121,564.80	120,000.00				
SECURITY STATE BANK	02/06/13	2.75%	245,000.00	245,000.00	251,541.50	245,000.00				
CFG COMMUNITY BANK	04/26/13	1.85%	100,000.00	100,000.00	101,471.00	100,000.00				
BPD BANK	05/28/13	1.60%	200,000.00	200,000.00	202,118.00	200,000.00				
SPIRITBANK NA	06/04/13	1.60%	100,000.00	100,000.00	101,061.00	100,000.00				
COMMUNITY FIRST BK & TR	06/10/13	1.60%	100,000.00	100,000.00	101,062.00	100,000.00				
FIRST SOURCE BANK	01/07/14	1.20%	230,000.00	230,000.00	230,492.20	230,000.00				
GE CAPITAL FINANCIAL INC	06/10/14	1.45%	150,000.00	150,000.00	149,622.90	150,000.00				
GE MONEY BANK	06/10/14	1.45%	95,000.00	95,000.00	94,709.87	95,000.00				
BANK OF INTERNET USA	06/23/14	1.05%	130,000.00	130,000.00	129,563.20	130,000.00	2,255,000.00	90,000.00	26,602.58	29.56%
FUND TOTAL-CASH AND INVESTMENTS					6,616,691.11	6,508,521.58	5,702,450.16	118,900.00	35,029.97	29.46%
BUFFALO GROVE GOLF CLUB:										
CASH-SAVINGS	OPEN	0.55%	----	----	120,344.48	120,344.48	120,344.48	900.00	(265.77)	-29.53%

FUND/INVESTMENT TYPE	MATURITY DATE	CURRENT YIELD TO MATURITY	ORIGINAL PURCHASE PRICE	VALUE AT MATURITY	ESTIMATED MARKET VALUE	PRESENT BOOK VALUE	FUND TOTAL	BUDGETED EARNINGS	EARNINGS TO DATE	PERCENT
IL. STATE TREASURER'S INVESTMENT POOL	OPEN	0.12%	----	----	(168,941.41)	(168,941.41)	(168,941.41)	1,000.00	0.00	0.00%
FUND TOTAL-CASH AND INVESTMENTS					(48,596.93)	(48,596.93)	(48,596.93)	1,900.00	(265.77)	-13.99%
ARBORETUM GOLF COURSE:										
CASH-SAVINGS	OPEN	0.55%	----	----	171,700.56	171,700.56	171,700.56	0.00	0.00	0.00%
IL. STATE TREASURER'S INVESTMENT POOL	OPEN	0.12%	----	----	(153,828.83)	(153,828.83)	(153,828.83)	500.00	0.00	0.00%
FUND TOTAL-CASH AND INVESTMENTS					17,871.73	17,871.73	17,871.73	500.00	0.00	0.00%
GRAND TOTAL-DETAIL					99,874,581.03	96,416,292.90	96,626,934.68	2,327,717.00	1,313,260.95	56.42%

	FIRE	EMS	
District 25	36	131	
District 26	109	28	Total Ambulance Calls
District 27	14	29	
District 28	7	11	253
District 28 A			
Arlington Heights	7	13	
Wheeling	0	1	
Long Grove	10	0	
Lincolnshire	1	0	
Not included	12		
	196	213	409



**BUFFALO GROVE POLICE DEPARTMENT  
AUGUST 2011 - MONTHLY REPORT**

PART I CRIMES	Aug-11	Aug-10	Calendar Year-to-Date					
			2011	2010	2009	2008	2007	
Homicide	0	0	0	0	0	0	0	0
Forcible Rape/Agg. Criminal Sexual Assault	1	0	1	0	0	1	1	
Criminal Sexual Assault	2	0	3	2	1	2	0	
Robbery	0	0	2	1	1	5	1	
Aggavated Battery	0	0	3	1	4	0	5	
Aggavated Assault	0	0	2	0	1	0	4	
Burglary	10	3	47	29	39	40	24	
Burglary (Auto)	11	17	87	95	99	160	150	
Theft	32	15	158	135	200	215	203	
Auto Theft	1	1	6	5	5	4	12	
Arson	0	0	0	0	1	0	1	
<b>Total I Crimes</b>	<b>57</b>	<b>36</b>	<b>308</b>	<b>268</b>	<b>303</b>	<b>427</b>	<b>401</b>	

TOTAL CRIMES	Aug-11	Aug-10	% +/-	Calendar Year-to-Date				
				2011	2010	2009	2008	2007
Part I Crimes	56	36	56%	308	268	351	427	401
Part II Offenses	100	141	-29%	853	942	989	1033	2223
Part III Codes	1242	1264	-2%	9717	9697	10371	11132	10739
Incidents	1398	1441	-3%	10836	10273	11704	12592	12396

ARREST DATA	Aug-11	Aug-10	% +/-	Calendar Year-to-Date				
				2011	2010	2009	2008	2007
Part I Crimes	23	2	1050%	67	40	53	64	55
Part II Offenses	65	74	-12%	623	594	558	631	692
Part III Codes	4	1	300%	44	19	49	28	41
Traffic	1065	1140	-7%	8289	8978	10603	11622	14763
Ordinance	156	161	-3%	7261	1450	2574	3414	3443

**MANPOWER ANALYSIS - PATROL DIVISION**

YEAR 2011	Aug-11	Hrs	Tot Hrs			
Part I	56	3	168	Total dedicated hours: 1343 (formulated) Total Manhours: 5215 Undedicated                      Dedicated      Ratio 3872                      divided by      1343                      2.88:1		
Part II	100	1.5	150			
Part III	1117	0.5	559			
Accidents	125	1.5	188			
Traffic	1065	0.25	266			
Ordinance	156	0.08	12			

**MANPOWER ANALYSIS - PATROL DIVISION**

YEAR 2010	Aug-10	Hrs	Tot Hrs			
Part I	36	3	108	Total dedicated hours: 1372 (formulated) Total Manhours: 5311 Undedicated                      Dedicated      Ratio 3939                      divided by      1372                      2.87:1		
Part II	141	1.5	212			
Part III	1142	0.5	571			
Accidents	122	1.5	183			
Traffic	1140	0.25	285			
Ordinance	161	0.08	13			

All data is reported with the resources available through the new Records Management System. Reporting functions are a work in progress. Inconsistencies are expected and will be addressed.

**PUBLIC WORKS DEPARTMENT  
OPERATIONS DIVISION  
WATER PUMPAGE REPORT**

September-11

<u>LOCATION</u>	<u>TOTAL THIS PERIOD</u>		<u>Village of Buffalo Grove FISCAL YEAR TO DATE</u>	
	<u>CURRENT</u>	<u>LAST YEAR</u>	<u>CURRENT</u>	<u>LAST YEAR</u>
Well/Pumping Station #1 345 So. Arlington Heights Rd.				
Well Pumpage (mil.gal.)	0.000	0.000	0.000	0.000
Lake Water Pumpage (mil.gal.)	<u>0.000</u>	<u>6.455</u>	<u>27.616</u>	<u>76.237</u>
<b>TOTAL PUMPAGE</b>	<b>0.000</b>	<b>6.455</b>	<b>27.616</b>	<b>76.237</b>
Well/Pumping Station #2 525 No. Arlington Heights Rd.				
Well Pumpage (mil.gal.)	0.000	0.000	0.000	0.000
Lake Water Pumpage (mil.gal.)	<u>25.957</u>	<u>48.912</u>	<u>358.075</u>	<u>438.576</u>
<b>TOTAL PUMPAGE (mil.gal.)</b>	<b>25.957</b>	<b>48.912</b>	<b>358.075</b>	<b>438.576</b>
Well/Pumping Station #6 120 Horatio Blvd.				
Well Pumpage (mil.gal.)	0.000	0.000	0.000	0.000
Lake Water Pumpage (mil.gal.)	<u>58.726</u>	<u>38.574</u>	<u>313.158</u>	<u>385.944</u>
<b>TOTAL PUMPAGE (mil.gal.)</b>	<b>58.726</b>	<b>38.574</b>	<b>313.158</b>	<b>385.944</b>
Pumping Station #7 401 LaSalle Ln.				
Lake Water Pumpage (mil.gal.)	<u>41.404</u>	<u>32.543</u>	<u>434.531</u>	<u>293.676</u>
<b>TOTAL PUMPAGE (mil.gal.)</b>	<b>41.404</b>	<b>32.543</b>	<b>434.531</b>	<b>293.676</b>
Total Well Pumpage (mil.gal.)	0.000	0.000	0.000	0.000
Total Lake Water Pumpage (mil.gal.)	<u>126.087</u>	<u>126.484</u>	<u>1133.380</u>	<u>1194.433</u>
<b>TOTAL GALLONS PUMPED (mil.gal.)</b>	<b>126.087</b>	<b>126.484</b>	<b>1133.380</b>	<b>1194.433</b>
<b>AVERAGE DAILY USAGE (mgd)</b>	<b>4.203</b>	<b>4.216</b>	<b>4.121</b>	<b>4.328</b>

Comments

Submitted by:

David Hume  
Water Section Supervisor

Reviewed by:

David Hume  
Superintendent Public Works Utilities



Village of Buffalo Grove  
Public Works Department  
Central Garage Section  
Fleet Cost Detail

September 2011

	<u>This Fiscal Year</u> <u>Current Period</u>		<u>This Fiscal Year</u> <u>Year-To-Date</u>		<u>Last Fiscal Year</u> <u>Current Period</u>		<u>Last Fiscal Year</u> <u>Year-To-Date</u>	
Usage - Miles/Hours	80,057.0		809,355.0		136,718.0		887,576.0	
Fuel - Gasoline Gallons	5,215.6		59,248.2		6,856.9		63,283.6	
Fuel - Diesel Gallons	4,079.9		45,119.3		4,587.4		39,876.1	
Fuel Usage-MPG/MPH	8.6		7.8		11.9		8.6	
En-Oil-Usage/Qt.	0.0		0.0		0.0		0.0	
2nd-Oil-Usage/Qt.	0.0		0.0		0.0		0.0	
Road Calls	0.0		10.0		2.0		10.0	
# Repairs	712.0		6,710.0		721.0		6,805.0	
Shop Hours	696.0		6,015.3		679.0		5,957.3	
Down Hours	1,855.0		25,017.0		2,029.0		21,736.0	
	<u>\$ Cost</u>	<u>\$/Mile</u>	<u>\$ Cost</u>	<u>\$/Mile</u>	<u>\$ Cost</u>	<u>\$/Mile</u>	<u>\$ Cost</u>	<u>\$/Mile</u>
4211 - Gasoline	17,187.11	0.215	185,078.3	2.312	15,351.7	0.077	147,573.1	0.077
4212 - Diesel	12,933.33	0.162	142,570.9	1.781	10,963.9	0.047	85,519.5	0.047
4215 - Add Eng-Oil	0.00	0.000	0.0	0.000	0.00	0.000	0.0	0.000
4215 - Add 2nd-Oil	0.00	0.000	0.0	0.000	0.00	0.000	0.0	0.000
4213 - Shop Parts	8,341.73	0.104	78,022.2	0.975	15,853.9	0.071	99,849.0	0.071
4214 - Shop Labor	39,227.58	0.490	340,195.5	4.249	37,166.9	0.175	342,881.9	0.175
4218 - Outside Repair	<u>7,165.90</u>	<u>0.090</u>	53,636.4	0.670	3,325.8	<u>0.357</u>	49,704.7	<u>0.357</u>
<b>TOTAL</b>	<b>84,855.65</b>	<b>1.060</b>	<b>799,503.43</b>	<b>0.988</b>	<b>82,662.06</b>	<b>0.605</b>	<b>725,528.11</b>	<b>0.817</b>

Submitted by:   
Fleet Manager

Reviewed by:   
Deputy Director of Public Works

TO: Dane C. Bragg  
Village Manager

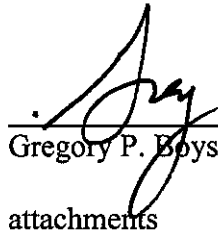
FROM: Gregory P. Boysen  
Director of Public Works

DATE: September 16, 2011

SUBJECT: Weiland Road/Prairie Road Corridor and  
Lake Cook Road (Raupp Boulevard to Hastings Lane)  
Phase I Engineering Studies  
Project Status Reports

I am transmitting copies of the Project Status Reports for the period ending August 26, 2011 for the Weiland Road Improvement (Lake Cook Road to IL. Route 22) and the Lake Cook Road (Raupp Boulevard to Hastings Lane) Phase I Engineering Studies, which I received from Civiltech Engineering, Inc. on 9/14/11 and 9/15/11.

If you have any questions concerning this matter, please let me know.



---


Gregory P. Boysen, P.E.

attachments

G:\PWD\GRP\LHC\WEILRD\09161db.docx

**Weiland Road Phase I Engineering Study  
Lake Cook Road to IL Route 22  
Village of Buffalo Grove  
Section No. 07-00094-00-PV**

**CEI Job No. 2052  
Project Status Report  
Period Ending: August 26, 2011**



**Item 1 - Early Coordination and Data Collection**

- The Environmental Survey Request was submitted to IDOT on 7/24/07.
- Cultural Clearance was received on 10/24/07.
- Special Waste Screening is complete for Weiland Corridor.
- ESR Addendum was submitted to IDOT on 09/29/10.
- Special Waste Screening Tech Memo was completed. PESA needs to be performed.
- Addendum Cultural Clearance was received on 04/21/2011.

**Item 2 - Field Survey, Preparation of Base Maps, Plat of Highways and Plats & Legals**

- Field Survey and base maps are complete for the Weiland Corridor.

**Item 3 - Accident Analyses**

- Crash analysis is being updated for 2006-2010.

**Item 4 - Traffic Analysis**

- Revised 2030 capacities are complete.
- IDS Sheets were submitted to LCDOT and Buffalo Grove for review on 03/08/10.
- Peak hour count performed at the intersection of Illinois Route 22 and Prairie Road.
- 2040 Traffic Projections were requested from CMAP on 01/25/2011
- 2040 DHV's have been completed
- Synchro Analysis has been completed for Connector Road

**Item 5 - Alternate Geometric Studies**

- Concept Horizontal and Vertical Geometrics have been revised.
- Cross Section analysis is complete.
- Revised Plan and Profile Sheets were submitted to LCDOT and Buffalo Grove for review on 05/21/10.
- Geometric plan has been revised to include wider outside lanes for bicycles

### **Item 6 - Subsurface Soils and Pavement Investigation**

- Soil survey report was received on 03/18/2010.
- Proposed Pavement Designs for Weiland Road, Deerfield, and Aptakisic, and Prairie Road have been developed.

### **Item 7 - Hydraulic Modeling**

- Existing hydraulic model has been obtained from FEMA for the Weiland Road crossing of Aptakisic Creek.
- Hydraulic modeling and analysis is ongoing.

### **Item 8 - Location Drainage Study**

- Existing Drainage Plan is complete.
- EDP (IDOT portion) was approved by IDOT on 04/29/2011.
- Proposed Drainage Plan is ongoing.
- Potential detention sites have been identified.
- Revised EDP submitted to IDOT on 12/22/2010.
- *Anticipated September 2011 work:*
  - Continue work on proposed drainage plan.

### **Item 9 - Wetland Study**

- Wetland Delineation report is complete.

### **Item 10 - Section 4(f) Evaluation and Documentation**

- No work to date

### **Item 11 - Highway Noise Analysis**

- Existing Noise Model is complete.
- Proposed Noise Analysis is ongoing.
- Preliminary findings tech memo is complete.

### **Item 12 - Air Quality Analysis**

- COSIM Pre-Screen worksheets submitted to IDOT for analysis
- *Anticipated September 2011 work:*
  - Submit full COSIM worksheets to IDOT.

### **Item 13 - Comprehensive Impacts and Measures to Minimize Harm**

- Ongoing.

### **Item 14 - Draft Environmental Class of Action Determination**

- EA Timeframes Agreement was reviewed by IDOT and FHWA.
- Draft Purpose and Need Statement submitted to IDOT on 07/23/09.
- Comments on draft Purpose and Need Statement were received from IDOT on 02/13/10.
- Revised Purpose and Need Statement submitted to IDOT on 10/08/10.
- Bicycle Coordination Letters were mailed out on 12/27/2010.
- *Anticipated September 2011 work:*
  - Submit Purpose and Need and Alternatives chapters of EA to IDOT/FHWA.

### **Item 15 - Preliminary Geometrics Submittal**

- Concept Plan and Profile Sheets were submitted to LCDOT and Buffalo Grove on 10/01/08.
- Concept Plan and Profile Sheets were submitted to LCDOT and Buffalo Grove on 05/21/10.

### **Item 16 - Draft Project Development Report**

- No work to date.

### **Item 17 - IDOT Coordination**


- IDOT/FHWA Coordination meeting was held on 01/13/2009.
- IDOT/FHWA coordination meeting was held on 03/10/2009 to discuss EA timeframes agreement.
- Revised EA Timeframes Agreement was sent to IDOT on 05/12/2009.
- *Anticipated September 2011 work:*
  - Discuss project at IDOT/FHWA coordination meeting.

### **Item 18 - Public Involvement**

- Public Information Meeting was held on 04/30/2009.
- Public Information Meeting #2 was held on 12/15/2010.
- Neighborhood Meeting #1 was held on 04/14/2011.
- Neighborhood Meeting #2 was held on 06/09/2011.

**Weiland Road/Lake Cook Road Phase I Engineering Study  
Raupp Boulevard to Hastings Lane  
Village of Buffalo Grove  
Section No. 08-A5015-01-ES**

**CEI Job No. 2222  
Project Status Report  
Period Ending: August 26, 2011**



**Item 1 - Early Coordination and Data Collection**

- Existing right-of-way information and property line information has been received.
- Utility Letters were sent out.
- Existing plans have been collected.
- Photolog and project reconnaissance is complete.
- Addendum Environmental Survey Request submitted to IDOT on 09/29/10.
- Special Waste Screening Tech Memo was completed.
- Special Waste Clearance (IDOT portion only) was received on 03/10/2011.
- Addendum Cultural Clearance was received on 04/21/2011.

**Item 2 - Field Survey, Preparation of Base Maps**

- Roadway topographic survey is complete.
- Stream survey is complete.
- CAD files setup and base sheet setup is complete.

**Item 3 - Crash Analyses**

- Crash Analysis is being updated for 2009 and 2010.
- *Anticipated September 2011 work:*
  - Finish Crash Analyses updates.

**Item 4 - Traffic Analysis**

- Traffic Analysis Tech Memo was submitted to CCHD and Buffalo Grove on 07/17/09.
- Peak Hour count performed at the intersection of Raupp Blvd. and Lake Cook Road.
- Peak hour count performed at the intersection of Northgate and Lake Cook Road.
- Preliminary Intersection Design Studies were submitted to CCHD, IDOT, and Buffalo Grove on 11/10/2010.
  - Comments were received from IDOT on 01/27/2011
  - Comments were received from CCHD on 08/26/2011
- 2040 Traffic Projections were requested from CMAP on 01/25/2011
- Updated 2040 ADT's received from CMAP and 2040 DHV's have been developed.

- 2040 capacity analyses have been updated.
- *Anticipated September 2011 work:*
  - Address comments and resubmit IDS's to IDOT and CCHD.

#### **Item 5 - Alternate Geometric Studies**

- Weiland Road Extension Alternates Tech Memo submitted to CCHD and Buffalo Grove on 10/02/09 (revised and resubmitted on 11/20/09)
- Preliminary Plan and Profile Sheets were submitted to CCHD, IDOT, and Buffalo Grove on 11/10/2010.
  - Comments were received from IDOT on 01/27/2011
  - Comments were received from CCHD on 08/26/2011
- *Anticipated September 2011 work:*
  - Address comments and resubmit geometrics to IDOT and CCHD.

#### **Item 6 - Subsurface Soils/Pavement Investigation**

- No work to date

#### **Item 7 - Preliminary Structural Design**

- Bridge Condition Reports were submitted to IDOT and CCHD for review on 06/30/2011.
- BCR approval from IDOT was received on 08/02/2011
- BCR Comments from CCHD were received on 08/26/2011

#### **Item 8 - Location Drainage Study**

- The existing hydraulic model has been obtained from IDNR for Buffalo Creek.
- Existing drainage plan (IDOT portion only) was submitted to IDOT for review on 07/28/2010.
- Proposed Drainage Plan is ongoing.
- Potential Detention sites have been identified.
- EDP approved by IDOT on 04/29/2011.
- *Anticipated September 2011 work:*
  - Continue work on proposed drainage plan.
  - Prepare Conceptual Proposed Drainage Plan (CPDP) for IDOT submittal

### **Item 9 - Wetland Study**

- Wetland Delineation Report is complete.
- Wetland Impact Evaluation Form submitted to IDOT on 08/16/2011

### **Item 10 - Section 4(f) Evaluation and Documentation – (Not applicable)**

- Impacts to Emmerich East Park (temporary grading easements only) will likely require the preparation of a Section 4(f) *de minimis* document

### **Item 11 - Highway Noise Analysis**

- Existing and proposed noise analyses are complete.
- Feasible and Reasonable Barriers have been identified.
- Draft Noise Analysis report is being prepared.
- *Anticipated September 2011 work:*
  - Prepare draft noise analysis report.

### **Item 12 - Air Quality Analysis**

- No work to date
- COSIM Pre-Screen worksheet submitted to IDOT on 08/24/2011.
- Buffalo Grove/Lake Cook Road intersection passes pre-screen.

### **Item 13 - Comprehensive Impacts and Measures to Minimize Harm**

- No work to date

### **Item 14 - Draft Environmental Class of Action Determination**

- EA Timeframes Agreement was reviewed by IDOT and FHWA.
- Draft Purpose and Need Statement submitted to IDOT on 07/23/09.
- Revised Purpose and Need Statement submitted to IDOT on 10/08/10. (waiting on comments from FHWA)
- Bicycle Coordination Letters mailed out on 12/27/2010
- Work is ongoing for the Draft EA report
- *Anticipated September 2011 work:*
  - Submit draft EA to IDOT for review.

### **Item 15 - Draft Project Development Report**

- No work to date
- *Anticipated September 2011 work:*
  - Begin preparing Combined Design Report.

#### **Item 16 - IDOT Coordination**

- IDOT/FHWA coordination meeting was held on January 13, 2009.
- IDOT/FHWA coordination meeting was held on March 10, 2009 to discuss EA timeframes agreement.
- *Anticipated September 2011 work:*
  - IDOT/FHWA coordination meeting scheduled for 09/13/2011.

#### **Item 17 - Public Involvement**

- A Public Information Meeting was held on 04/30/09.
- Public Information Meeting #2 was held on 12/15/2010.
- Public Information Meeting #2 materials have been compiled.

#### **Item 18 - Final Environmental Class of Action Determination**

- No work to date

#### **Item 19 - Final Project Development Report**

- No work to date

#### **Item 20 - Supervision, Administration and Project Coordination**

- A meeting was held with CCHD and Buffalo Grove staff on 02/04/2010 to discuss Lake Cook Road geometrics and Weiland Road extension alternatives.
- Presented project to Village of Wheeling on 03/31/2010.
- Presented project to Village of Buffalo Grove Finance Committee on 04/12/2010.
- Meeting held with Buffalo Grove Park District and St. Mary's Church on 07/08/2010 to discuss proposed improvements.
- Meeting held with the Horcher's and the Schwind's on 09/10/2010 to discuss the Weiland Road realignment.
- Meeting held with LeParc Condominium Association to discuss noise walls on 02/24/2011.

DEPARTMENT OF BUILDING & ZONING  
 COMPILATION OF PERMIT ACTIVITY SEPTEMBER, 2011  
 FY 2011 WITH 2010 COMPARISONS

TYPES OF FEES	CURRENT MONTH		YEAR-TO-DATE		PRIOR-YEAR-TO-DATE			% CHANGE REVENUE YEAR-TO-YEAR	
	NUMBER	REVENUE	NUMBER	REVENUE	NUMBER	REVENUE	NUMBER		
BUILDING FEES	137	40,445.40	635	258,172.53	75	16,191.00	511	222,809.10	15.87%
PLUMBING FEES	43	3,200.00	338	27,324.00	37	2,480.00	316	35,368.00	-22.74%
ELECTRICAL FEES	33	4,149.00	314	43,815.00	29	1,844.00	285	40,606.00	7.90%
MECHANICAL FEES	26	1,600.00	233	14,750.00	21	1,100.00	224	15,125.00	-2.48%
PLAN REVIEW FEES	38	7,390.81	369	67,308.74	31	3,487.50	281	55,129.06	22.09%
ANNEXATION FEES	0	0.00	5	3,500.00	1	700.00	28	17,500.00	-80.00%
OTHER RESIDENTIAL FEES	105	4,220.00	922	81,854.21	120	5,290.00	821	75,070.40	8.77%
OTHER NON-RESIDENTIAL FEES	37	4,296.55	328	54,081.27	28	3,408.04	170	44,153.26	22.49%
<b>TOTAL FEES</b>	<b>419</b>	<b>\$65,301.76</b>	<b>3,144</b>	<b>\$550,605.75</b>	<b>342</b>	<b>\$33,500.54</b>	<b>2,634</b>	<b>\$505,780.82</b>	<b>8.87%</b>
FY 2011 BUDGET		\$653,500							
YEAR-TO-DATE BUDGET REALIZED:		84.25%							

**BUILDING PERMIT VALUATION:**

PERMIT DETAIL	CURRENT MONTH		YEAR-TO-DATE		PRIOR-YEAR-TO-DATE			
	NUMBER	VALUATION	NUMBER	VALUATION	NUMBER	VALUATION	NUMBER	VALUATION
SINGLE-FAMILY UNITS	0	0	9	2,368,000	1	285,000	43	8,545,701
SINGLE-FAMILY REMODEL/ADDITIONS	16	269,893	127	1,698,441	21	118,930	142	2,050,960
MULTIPLE-FAMILY BUILDINGS	0	0	0	0	0	0	0	0
MULTIPLE-FAMILY UNITS	0	0	0	0	0	0	0	0
MULTIPLE-FAMILY REMODEL/ADDITIONS	0	0	2	7,500	0	0	8	58,200
COMMERCIAL BUILDINGS	0	0	0	0	0	0	0	0
COMMERCIAL REMODEL/ADDITIONS	9	563,786	37	3,029,352	0	0	16	602,240
INDUSTRIAL BUILDINGS	0	0	0	0	0	0	0	0
INDUSTRIAL REMODEL/ADDITIONS	1	50,000	21	2,587,995	1	1,000	8	1,390,827
OFFICE BUILDINGS	0	0	0	0	0	0	0	0
OFFICE REMODEL/ADDITIONS	3	108,500	20	7,132,696	2	16,500	14	1,919,650
OTHER RESIDENTIAL	177	2,437,921	1,085	7,425,721	138	797,482	964	4,390,850
OTHER NON-RESIDENTIAL	23	424,164	277	3,108,955	26	344,225	218	2,026,935
PUBLIC/SEMI-PUBLIC	2	92,380	23	204,579	4	277,300	21	1,893,577
<b>TOTAL PERMITS ISSUED</b>	<b>231</b>	<b>\$3,948,644</b>	<b>1,601</b>	<b>\$27,564,239</b>	<b>191</b>	<b>\$1,840,437</b>	<b>1,434</b>	<b>\$22,878,940</b>

**FEES:**

OTHER RESIDENTIAL FEES-THESE FEES GENERALLY INCLUDE FENCES, DRIVEWAYS, SIGNS, PUBLIC HEARINGS, WORK PRIOR TO PERMIT, ELEVATOR INSPECTIONS, AND CONTRACTOR REGISTRATIONS. THIS CATEGORY RELATES TO RESIDENTIAL CONSTRUCTION.  
 OTHER NON-RESIDENTIAL FEES-SAME AS OTHER RESIDENTIAL FEES BUT IN RELATION TO COMMERCIAL, INDUSTRIAL AND OFFICE USE.

**PERMITS:**

OTHER RESIDENTIAL PERMITS-THESE PERMITS GENERALLY INCLUDE FENCES, DRIVEWAYS, SIGNS, ELEVATORS, DECKS, POOLS, SPRINKLER SYSTEMS AND ACCESSORY BUILDINGS. THIS CATEGORY RELATES TO RESIDENTIAL CONSTRUCTION.  
 OTHER NON-RESIDENTIAL PERMITS-SAME AS OTHER RESIDENTIAL PERMITS BUT IN RELATION TO COMMERCIAL, INDUSTRIAL AND OFFICE USE.  
 PUBLIC/SEMI-PUBLIC BUILDINGS-MUNICIPAL, PARK, OTHER GOVERNMENTAL AND NON-PROFIT BUILDINGS.

**BUILDING AND ZONING DEPARTMENT  
RECONCILIATION OF MONTHLY ACTIVITY  
SEPTEMBER, 2011**

	PER B&Z REPORT SHEET	PER FINANCE REPORT	ADJUST	MONTHLY TOTAL	YEAR-TO-DATE TOTAL	BUDGET	% OF TOTAL
BUILDING FEES	\$ 40,445.40		\$ 40,445.40				
PLUMBING FEES	3,200.00		3,200.00				
ELECTRICAL FEES	4,149.00		4,149.00				
MECHANICAL FEES	1,600.00		1,600.00				
PLAN REVIEW FEES	7,390.81		7,390.81				
ANNEXATION FEES	-		-				
OTHER FEES	8,516.55		8,516.55				
<b>TOTAL</b>	<b>\$ 65,301.76</b>		<b>\$ 65,301.76</b>				

**TOTAL \$65,301.76**

**FUND 210**

1131 - DEVELOPER FEES	\$ -		\$ -	\$ 34,522.00	\$ 220,400.00		15.66%
1133 - CONTRACTOR REGISTRATION FEES	4,350.00		4,350.00	63,435.00	\$ 60,000.00		105.73%
1134 - PLAN REVIEW FEES	7,340.81		7,340.81	64,568.74	\$ 45,000.00		143.49%
1135 - FILING FEES	200.00		200.00	2,000.00	\$ 2,500.00		80.00%
1136 - ANNEXATION FEES	-		-	3,500.00	\$ 5,600.00		62.50%
1137 - BUILDING FEES	40,065.40		40,065.40	232,719.93	\$ 175,000.00		132.98%
1138 - PLUMBING FEES	3,100.00		3,100.00	24,221.00	\$ 25,000.00		96.88%
1139 - ELECTRICAL FEES	4,099.00		4,099.00	40,496.00	\$ 35,000.00		115.70%
1140 - MECHANICAL FEES	1,600.00		1,600.00	14,000.00	\$ 15,000.00		93.33%
1141 - SIGN FEES	122.55		122.55	5,797.87	\$ 5,000.00		115.96%
1142 - ELEVATOR FEES	960.00		960.00	29,887.46	\$ 30,000.00		99.62%
1144 - OTHER FEES	3,459.00		5.00	3,464.00	\$ 35,000.00		101.31%
<b>TOTAL</b>	<b>\$ 65,296.76</b>		<b>\$ 65,301.76</b>	<b>\$ 550,605.75</b>	<b>\$ 653,500.00</b>		<b>84.25%</b>

Unresolved difference \$5.00

**CERTIFICATES OF OCCUPANCY  
SEPTEMBER, 2011**

<b>NAME</b>	<b>ADDRESS</b>	<b>DEVELOPMENT</b>	<b>DATE C/O ISSUED</b>
-------------	----------------	--------------------	------------------------

**Week Ending 9/02/11**

**Residential CO's - 0**

**Week Ending 9/09/11**

Seattle Sutton's Healthy Eating	355 W. Dundee #107	Covington Office	09/07/11
Physiotherapy Associates	701 Deerfield Parkway #101	Buffalo Grove Professional Cer	09/07/11
Connexion	1700 Leider LN #100	Aptakisic Creek Corporate Ctr	09/07/11

**Residential CO's - 0**

**Week Ending 9/16/11**

**Residential CO's - 0**

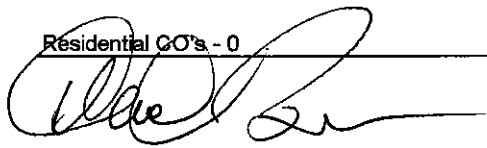
**Week Ending 9/23/11**

JS Park & Associates	2100 Lake Cook Rd #120	Riverwalk	09/19/11
Long Grove Confectionary	200 Lexington Dr		09/19/11
H & E Flowers	206 McHenry Rd	Town Center	09/19/11
Corsco Unlimited, Inc.	1620 Barclay Blvd	Roger Centre for Commerce	09/19/11
Argon Electric Company	1700 Leider LN #100	Aptakisic Creek Corporate Ctr	09/19/11
Leica Microsystems	1700 Leider LN #400	Aptakisic Creek Corporate Ctr	09/19/11
Volkswagon & Audi Learning Center	1534 Barclay Blvd	Rogers Centre for Commerce	09/21/11
Cypress Data Solutions, Inc.	1110 Lake Cook Rd #152	Buffalo Grove Business Park	09/21/11
PrimeSource	2100 Lake Cook Rd Suite 1100	Riverwalk	09/21/11
Ahn Enterprises	45 Buffalo Grove Rd		09/21/11
Great Clips	1157 McHenry Rd	Spoerlein Commons	09/23/11
New Century Diagnostics	290 Lexington Dr		09/23/11

**Residential CO's - 2**

**Week Ending 9/30/11**

**Residential CO's - 0**



Carol Berman  
Deputy Building Commissioner/Administration

DEPARTMENT OF BUILDING & ZONING  
PUBLIC SAFETY ACTIVITY REPORT  
September, 2011

Month of : September, 2011

DEPARTMENT OF BUILDING & ZONING  
PUBLIC SAFETY ACTIVITY REPORT

	INSPECTIONS		REINSPECTIONS	
	September, 2011	September, 2010	September, 2011	September, 2010
INSPECTIONS				
Concrete Work	48	63	5	12
Structural	88	114	25	21
Plumbing	48	78	7	7
Electrical	54	64	26	30
Mechanical	45	50	8	15
Final	139	109	38	56
Zoning	1	3	0	0
Property Maintenance	147	153	151	165
Fences	10	11	1	5
Signs	27	33	20	25
Emergency Inspections	0	0	0	0
Health	September, 2011	September, 2010		
- Day Care Center/Home	2	3		
- Food Service	41	30	1	3
- Food Service Construction	1	1		
- Food Store	2	1		
- Food Service Pre-opening	0	1		
- Complaint Inspections	303	165		
- Property Maintenance Insp.	366	197		
- Microwave	0	0		
- Carbon Monoxide	2	0		
- Radon	1	0		
- Vending Machines Licenses	15	7		
- Mobile Vendor Licenses	1	1		
- Swimming Pool Inspections	3	5		
- Temp Foodservice Permits	45	90		
- Emergency Inspections	0	1		
Total	<u>782</u>	<u>502</u>		
Work Stopped/No Permit		5	4	4
Citizen Inquiry		49	9	234
Spot Checking - All Categories*		71	10	24
Illegal Signs Removed		150	5	4
TOTAL		<u>1664</u>	<u>310</u>	<u>605</u>

\*Non-requested inspections

DEPARTMENT OF BUILDING & ZONING  
 PUBLIC SAFETY ACTIVITY REPORT  
 September, 2011

DEPARTMENT OF BUILDING & ZONING  
 PUBLIC SAFETY ACTIVITY REPORT

Month of: September, 2011

	<u>September, 2011</u>	<u>September, 2010</u>
I I. <u>PLAN REVIEWS</u>		
Zoning Ordinance	58	58
Building Code	111	67
Plumbing Code	63	56
Electrical Code	103	47
Mechanical Code	67	52
Health Code	25	20
Fence Code	6	8
Sign Code	37	16
TOTAL	<u>470</u>	<u>324</u>
III. <u>ASSISTANCE TO PUBLIC</u>		
Zoning	57	50
Property Maintenance	95	114
Health	347	262
Signs	19	17
Fences	9	16
Permit/Code Information	513	588
General Information	219	248
TOTAL	<u>1259</u>	<u>1295</u>

To: Brian Sheehan  
Deputy Building Commissioner/Operations

From: Peggy Starczowski, L.E.H.P.  
Health Inspector

Date: October 4, 2011

Subject: Health Department Activity Report for the Month of If September

Day Care Center/Day Care Home	2
Food Service Inspections	41
Food Service Re-inspections	1
Food Service Construction Inspections	1
Foodstore Inspections	2
Food Service Pre-opening Inspections	0
Plan Reviews	25
Complaint Inspections & Follow-up	303
Property Maintenance Inspections	366
Microwave Inspections	0
Carbon Monoxide (Commercial/Residential)	2
Radon Kit Installation & Follow-up	1
Vending Machine License Inspections	15
Mobile Vendor Licenses/Inspections	1
Swimming Pool/Spa Inspections/Re-inspections	3
Temporary Foodservice Inspections/Reinspections	45
Emergency Inspections & Re-inspections	0
Assistance to Public	347

Meetings & Training:  
Housing Court

cc: Board of Health

DEPARTMENT OF BUILDING AND ZONING  
PUBLIC SAFETY ACTIVITY REPORT  
September, 2011

IV. LITIGATION:

Please see attachment.

V. CODE CONFERENCES:

September 2, 2011 – ART 1691-1697 Weiland Road Sign Package.  
September 2, 2011 – Park District – Willow Stream Park and Alcott Center renovations.  
September 7, 2011 – ART 1691-1697 Weiland Road – Canopy's.  
September 8, 2011 – Sysmex - 1701 Aptakistic.  
September 12, 2011 – Sign Code - Staff Review.  
September 13, 2011 – The Plaza - Al Arns.  
September 14, 2011 – Buffalo Grove High School concession stand.  
September 19, 2011 – Committee of the Whole - Rental Property Program.  
September 20, 2011 – 1001 Johnson Dr. LG Electronics Landscaping.  
September 21, 2011 – ART Plaza Verde out lot building signage.  
September 21, 2011 – Rental Property inspection program.  
September 27, 2011 – Riverwalk North Residential Building.  
September 27, 2011 – Rental Property inspection program.  
September 28, 2011 – Budget Meeting with staff.  
September 28, 2011 – Sign Code - Staff Review.  
September 29, 2011 – Riverwalk North Residential Building.

IV. PROPERTY MANAGEMENT: September 2011

**BUFFALO COURT:**

No Action Required.

**BUFFALO GROVE SHOPPES:**

1. One vacant stores signs are required to be removed.

*On Friday September 29, 2000, a message was left for management requesting an update on the removal of the sign.*

**CAMBRIDGE COMMONS:**

1. Removed numerous illegal signs.
2. Grass in excess of the maximum height.

*On Friday September 29, 2011, a message was left for Nick Vittore, the Property Manager requesting the mowing on a regular maintenance.*

**CAMBRIDGE WEST:**

1. Retaining wall is collapsing.

*On Friday September 29, 2011, a message was left for Nick Vittore the Property Manager, requesting a return call to discuss this matter.*

**CHASE PLAZA:**

No Action Required.

**COUNTRY COURT:**

1. Removed numerous illegal signs.

**CREEKSIDE COMMONS:**

No Action Required.

**DUNDEE POINT:**

No Action Required.

**DUNELL CENTER:**

1. Removed numerous illegal signs.

**THE GROVE:**

1. Removed numerous illegal signs.

**GROVE COURT:**

1. Removed numerous illegal signs.

**GROVE COURT – Zimmerman:**

No Action Required.

**GROVE POINT PLAZA:**

No Action Required.

**HIGHLAND OAKS:**

1. One parking lot light is out.
2. Removed numerous illegal signs.

*On Wednesday September 21, 2011, management was notified and will be making the required repairs.*

**PLAZA VERDE East:**

1. The North side of the parking lot off of Dundee Rd. requires repairs.

*On Friday September 29, 2011, I met with Carol Berman reference this matter. She advised that she will be addressing this matter with management.*

**PLAZA VERDE West:**

1. Removed numerous illegal signs.

**PLAZA (THE):**

No Action Required.

**THE SHOPS AT APTAKISIC CREEK:**

1. Removed numerous illegal signs.

**SPOERLEIN COMMONS:**

No action required.

**STRATHMORE SHOPPING CENTER:**

1. The parking lot requires re-striping including accessible spaces.
2. There is a non conforming accessible parking striping in front of VA Liquors.

*On Friday September 29, 2011, a message was left for management to return my call reference a status on the striping.*

**STRATHMORE SQUARE:**

No Action Required.

**TOWN CENTER:**

1. Four vacant unit signs are required to be removed.
2. Storage unit still in rear of center on South side of building.

*On Wednesday April 13, 2011 a letter was sent to management requesting the removal of the vacant store signs within 30 days. Brian Sheehan is working out a plan with management.*

**VILLAGE PLAZA:**


No Action required.

**WOODLAND COMMONS:**

No Action Required.

Property Maintenance Report submitted by Joe Arizzi, Property Maintenance Inspector.

Respectfully submitted,



Brian Sheehan  
Deputy Building Commissioner/Operations

BS:jk

**ENGINEERING SERVICES  
MONTHLY REPORT  
SEPTEMBER 2011**

Waterbury Place

Work continues on punch list items, public walks, driveway and aprons.

Plaza Verde Retail

Demolition and earthwork begins.

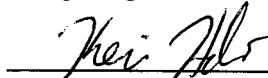
1700 Leider Lane

Earthwork begins.



---

Richard K. Kuenkler, P.E.  
Village Engineer



---

Kevin J. Hehir  
Engineering Technician

G:\ENGINEER\DJK\Sept11.docx

