

# MANAGEMENT REPORT

## NOVEMBER 2011 ACTIVITIES

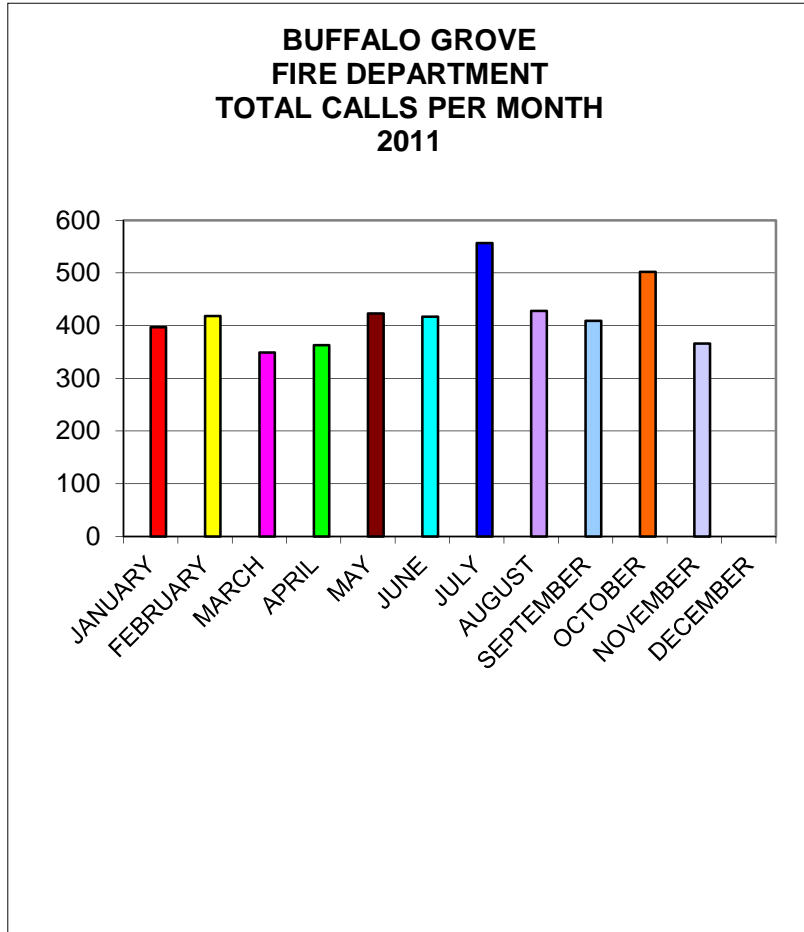
---

1. Public Safety Report
  - Fire Dept. Activities
  - Police Dept. Activities
  
2. Public Works Monthly Activities
  - Monthly Water Pumping Report
  - Central Garage Fleet Cost Report
  - Salting Report 1
  - Weiland Rd./Prairie Rd. Corridor & Lk Ck Rd Project Status Reports
  
3. Community Development Report
  - Compilation of Permit Activity
  - Certificates of Occupancy
  - Public Safety Activity Report
  - Engineering Services Monthly Report
  - Public Utilities Construction Report

Dane C. Bragg  
Village Manager

JANUARY	397
FEBRUAR	418
MARCH	349
APRIL	363
MAY	423
JUNE	417
JULY	557
AUGUST	428
SEPTEMBER	409
OCTOBER	502
NOVEMBER	366
DECEMBER	

4629



**BUFFALO GROVE POLICE DEPARTMENT  
NOVEMBER 2011 - MONTHLY REPORT**

PART I CRIMES	Nov-11	Nov-10	Calendar Year-to-Date				
			2011	2010	2009	2008	2007
			Homicide	0	0	0	0
Forcible Rape/Agg. Criminal Sexual Assault	0	0	2	0	0	1	1
Criminal Sexual Assault	0	1	4	3	3	2	0
Robbery	0	0	4	3	4	6	1
Aggavated Battery	0	0	4	1	5	1	7
Aggavated Assault	0	0	2	0	2	0	5
Burglary	5	5	57	41	47	50	42
Burglary (Auto)	5	2	131	130	143	208	188
Theft	17	19	215	189	256	282	256
Auto Theft	1	0	11	5	8	7	13
Arson	0	1	0	1	1	0	1
<b>Total I Crimes</b>	<b>28</b>	<b>28</b>	<b>440</b>	<b>375</b>	<b>470</b>	<b>558</b>	<b>514</b>

TOTAL CRIMES	Nov-11	Nov-10	% +/-	Calendar Year-to-Date				
				2011	2010	2009	2008	2007
Part I Crimes	28	28	0%	440	375	470	558	514
Part II Offenses	67	92	-27%	1132	1695	1356	1437	1719
Part III Codes	1049	1093	-4%	13152	13285	13978	14954	14599
Incidents	1144	1213	-6%	14670	14211	14677	16952	16835

ARREST DATA	Nov-11	Nov-10	% +/-	Calendar Year-to-Date				
				2011	2010	2009	2008	2007
Part I Crimes	3	4	-25%	85	47	74	78	69
Part II Offenses	60	44	36%	830	833	771	859	933
Part III Codes	3	4	-25%	58	29	63	41	51
Traffic	940	1044	-10%	10993	11921	14393	17411	18874
Ordinance	213	89	139%	7880	1863	3110	4144	4528

**MANPOWER ANALYSIS - PATROL DIVISION**

YEAR 2011	Nov-11	Hrs	Tot Hrs			
Part I	28	3	84	Total dedicated hours: 1099 (formulated) Total Manhours: 4825 Undedicated                  Dedicated          Ratio 3726                  divided by          1099                  3.39:1		
Part II	67	1.5	101			
Part III	1055	0.5	528			
Accidents	89	1.5	134			
Traffic	940	0.25	235			
Ordinance	213	0.08	17			

**MANPOWER ANALYSIS - PATROL DIVISION**

YEAR 2010	Nov-10	Hrs	Tot Hrs			
Part I	28	3	84	Total dedicated hours: 1159 (formulated) Total Manhours: 5437 Undedicated                  Dedicated          Ratio 4278                  divided by          1159                  3.69:1		
Part II	92	1.5	138			
Part III	971	0.5	486			
Accidents	122	1.5	183			
Traffic	1044	0.25	261			
Ordinance	89	0.08	7			

All data is reported with the resources available through the new Records Management System. Reporting functions are a work in progress. Inconsistencies are expected and will be addressed.

**PUBLIC WORKS DEPARTMENT  
OPERATIONS DIVISION  
WATER PUMPAGE REPORT**

November-11  
(month)

<u>LOCATION</u>	<u>TOTAL THIS PERIOD</u>		<u>FISCAL YEAR TO DATE</u>	
	<u>CURRENT</u>	<u>LAST YEAR</u>	<u>CURRENT</u>	<u>LAST YEAR</u>
<b>Well/Pumping Station #1</b> 345 So. Arlington Heights Rd.				
Well Pumpage (mil.gal.)	0.000	0.000	0.000	0.000
Lake Water Pumpage (mil.gal.)	<u>7.692</u>	<u>6.649</u>	36.239	89.749
<b>TOTAL PUMPAGE</b>	<b>7.692</b>	<b>6.649</b>	<b>36.239</b>	<b>89.749</b>
<b>Well/Pumping Station #2</b> 525 No. Arlington Heights Rd.				
Well Pumpage (mil.gal.)	0.000	0.000	0.000	0.000
Lake Water Pumpage (mil.gal.)	<u>20.293</u>	<u>43.246</u>	400.069	529.844
<b>TOTAL PUMPAGE (mil.gal.)</b>	<b>20.293</b>	<b>43.246</b>	<b>400.069</b>	<b>529.844</b>
<b>Well/Pumping Station #6</b> 120 Horatio Blvd.				
Well Pumpage (mil.gal.)	0.000	0.000	0.000	0.000
Lake Water Pumpage (mil.gal.)	<u>31.015</u>	<u>27.601</u>	382.410	447.525
<b>TOTAL PUMPAGE (mil.gal.)</b>	<b>31.015</b>	<b>27.601</b>	<b>382.410</b>	<b>447.525</b>
<b>Pumping Station #7</b> 401 LaSalle Ln.				
Lake Water Pumpage (mil.gal.)	<u>33.076</u>	<u>29.383</u>	509.090	348.921
<b>TOTAL PUMPAGE (mil.gal.)</b>	<b>33.076</b>	<b>29.383</b>	<b>509.090</b>	<b>348.921</b>
Total Well Pumpage (mil.gal.)	0.000	0.000	0.000	0.000
Total Lake Water Pumpage (mil.gal.)	<u>92.076</u>	<u>106.879</u>	<u>1327.808</u>	<u>1416.039</u>
<b>TOTAL GALLONS PUMPED (mil.gal.)</b>	<b>92.076</b>	<b>106.879</b>	<b>1327.808</b>	<b>1416.039</b>
<b>AVERAGE DAILY USAGE (mgd)</b>	<b>3.069</b>	<b>3.563</b>	<b>3.975</b>	<b>4.240</b>

Comments

Submitted by:

Water Section Supervisor

Reviewed by:

Superintendent Public Works Utilities

VILLAGE OF BUFFALO GROVE  
 OPERATIONS DIVISION  
 WATER AND SEWER SECTION  
 WATER DAILY PUMPAGE SUMMARY LOG (mgd)


November-11

Date	Southwest Well #1	Northwest Well #2	South Well #6	North Res. #7	DAILY TOTAL	RAIN GAUGE
11/01/11	0.199	0.672	1.035	1.276	3.182	0.00
11/02/11	0.208	0.783	1.054	1.260	3.305	0.00
11/03/11	0.207	0.819	1.062	1.351	3.439	0.01
11/04/11	0.193	0.587	1.081	1.168	3.029	0.00
11/05/11	0.201	0.721	1.049	1.234	3.205	0.00
11/06/11	0.211	0.776	1.059	1.383	3.429	0.00
11/07/11	0.209	0.629	1.032	1.128	2.998	0.00
11/08/11	0.207	0.668	1.002	1.021	2.898	0.15
11/09/11	0.196	0.688	1.040	1.066	2.990	0.07
11/10/11	0.205	0.744	1.049	1.014	3.012	0.01
11/11/11	0.207	0.608	1.059	1.158	3.032	0.00
11/12/11	0.218	0.683	1.012	1.116	3.029	0.00
11/13/11	0.237	0.657	0.995	1.261	3.150	0.00
11/14/11	0.238	0.684	1.038	1.045	3.005	0.00
11/15/11	0.268	0.742	1.026	0.925	2.961	0.00
11/16/11	0.289	0.642	1.038	0.980	2.949	0.00
11/17/11	0.284	0.599	1.050	0.992	2.925	0.00
11/18/11	0.281	0.674	1.066	1.033	3.054	0.00
11/19/11	0.315	0.628	1.014	1.054	3.011	0.00
11/20/11	0.324	0.680	1.013	1.231	3.248	0.00
11/21/11	0.294	0.676	1.036	1.066	3.072	0.00
11/22/11	0.290	0.656	1.062	1.016	3.024	0.06
11/23/11	0.306	0.665	1.083	1.174	3.228	0.00
11/24/11	0.341	0.637	0.982	1.081	3.041	0.00
11/25/11	0.217	0.712	1.025	0.927	2.881	0.00
11/26/11	0.307	0.622	1.003	1.033	2.965	0.17
11/27/11	0.361	0.647	0.864	1.300	3.172	0.07
11/28/11	0.296	0.652	1.075	0.961	2.984	0.00
11/29/11	0.290	0.684	1.058	0.917	2.949	0.01
11/30/11	0.293	0.658	1.053	0.905	2.909	0.00
<b>TOTAL</b>	<b>7.692</b>	<b>20.293</b>	<b>31.015</b>	<b>33.076</b>	<b>92.076</b>	<b>0.55</b>

Village of Buffalo Grove  
 Public Works Department  
 Central Garage Section  
 Fleet Cost Detail

November 2011

	<u>This Fiscal Year Current Period</u>		<u>This Fiscal Year Year-To-Date</u>		<u>Last Fiscal Year Current Period</u>		<u>Last Fiscal Year Year-To-Date</u>	
Usage - Miles/Hours	74,386.0		968,473.0		86,262.0		1,061,136.0	
Fuel - Gasoline Gallons	5,560.0		70,947.2		6,053.1		75,768.7	
Fuel - Diesel Gallons	3,683.9		52,950.2		5,685.3		49,833.8	
Fuel Usage-MPG/MPH	8.0		7.8		7.3		8.4	
En-Oil-Usage/Qt.	0.0		0.0		0.0		0.0	
2nd-Oil-Usage/Qt.	0.0		0.0		0.0		0.0	
Road Calls	0.0		11.0		0.0		12.0	
# Repairs	715.0		8,034.0		692.0		8,334.0	
Shop Hours	645.0		7,299.3		588.5		7,192.8	
Down Hours	2,090.0		29,326.0		3,159.5		27,703.5	
	<u>\$ Cost</u>	<u>\$/Mile</u>	<u>\$ Cost</u>	<u>\$/Mile</u>	<u>\$ Cost</u>	<u>\$/Mile</u>	<u>\$ Cost</u>	<u>\$/Mile</u>
4211 - Gasoline	16,457.66	0.221	220,680.1	2.967	14,712.2	0.077	177,079.6	0.077
4212 - Diesel	11,051.77	0.149	166,408.7	2.237	15,362.7	0.047	111,896.5	0.047
4215 - Add Eng-Oil	0.00	0.000	0.0	0.000	0.00	0.000	0.0	0.000
4215 - Add 2nd-Oil	0.00	0.000	0.0	0.000	0.00	0.000	0.0	0.000
4213 - Shop Parts	14,029.99	0.189	101,738.6	1.368	10,035.0	0.071	124,915.6	0.071
4214 - Shop Labor	36,134.09	0.486	411,789.3	5.536	32,176.9	0.175	410,062.8	0.175
4218 - Outside Repair	<u>2,635.50</u>	<u>0.035</u>	64,117.2	0.862	5,355.5	<u>0.357</u>	58,938.0	<u>0.357</u>
<b>TOTAL</b>	<b>80,309.01</b>	<b>1.080</b>	<b>964,733.85</b>	<b>0.996</b>	<b>77,642.33</b>	<b>0.900</b>	<b>882,892.53</b>	<b>0.832</b>

Submitted by:   
 Fleet Manager

Reviewed by:   
 Deputy Director of Public Works

VILLAGE OF BUFFALO GROVE  
PUBLIC WORKS DEPARTMENT  
OPERATIONS DIVISION - SNOW COMMAND

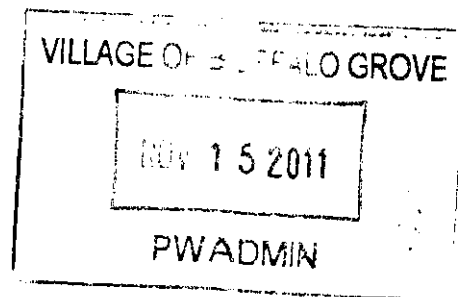
SNOW & ICE SUMMARY

DATE	TEMP	SNOW ACCUM	MILES SALTING	SALT (TONS)	CACL (GALS)	REGULAR HOURS	1.5 HOURS	2.0 HOURS	MATERIAL COST		EQUIP. COSTS	LABOR COSTS	MILES PLOWING	REGULAR HOURS	1.5 HOURS	2.0 HOURS	EQUIP. COSTS	LABOR COSTS	TOTAL COST PER DAY	
									SALT	CACL										
01-Dec-11																				0.00
02-Dec-11																				0.00
03-Dec-11																				0.00
04-Dec-11																				0.00
05-Dec-11																				0.00
06-Dec-11																				0.00
07-Dec-11																				0.00
08-Dec-11																				0.00
09-Dec-11	27	0.25	375	56.00	740.00	9.50	25.75		3360.00	414.40	317.50	1409.06								5501.06
10-Dec-11																				0.00
11-Dec-11																				0.00
12-Dec-11																				0.00
13-Dec-11																				0.00
14-Dec-11																				0.00
15-Dec-11																				0.00
16-Dec-11																				0.00
17-Dec-11																				0.00
18-Dec-11																				0.00
19-Dec-11																				0.00
20-Dec-11																				0.00
21-Dec-11																				0.00
22-Dec-11																				0.00
23-Dec-11																				0.00
24-Dec-11																				0.00
25-Dec-11																				0.00
26-Dec-11																				0.00
27-Dec-11																				0.00
28-Dec-11																				0.00
29-Dec-11																				0.00
30-Dec-11																				0.00
31-Dec-11																				0.00
		0.25	375	56.00	740.00	9.50	25.75	0.00	3360.00	414.40	317.50	1409.06	0	0.00	0.00	0.00	0.00	0.00		5,501.06

MONTH	YEAR	SNOW ACCUM	MILES SALTING	SALT (TONS)	CACL (GALS)	REG. HOURS	1.5 HOURS	2.0 HOURS	MATERIAL COST		EQUIP. COSTS	LABOR COSTS	MILES PLOWING	REG. HOURS	1.5 HOURS	2.0 HOURS	EQUIP. COSTS	LABOR COSTS	TOTAL COST MONTH END	
									SALT	CACL										
OCTOBER	2011	0.00	0.00	0.00	0.00	0.00	0.00	0.00	0.00	0.00	0.00	0.00	0.00	0.00	0.00	0.00	0.00	0.00	0.00	0.00
NOVEMBER	2011	0.00	0	0.00	0.00	0.00	0.00	0.00	0.00	0.00	0.00	0.00	0	0.00	0.00	0.00	0.00	0.00	0.00	0.00
DECEMBER	2011	0.25	375	56.00	740.00	9.50	25.75	0.00	3360.00	414.40	317.50	1409.06	0	0.00	0.00	0.00	0.00	0.00	0.00	5501.06
JANUARY	2012	0.00	0	0.00	0.00	0.00	0.00	0.00	0.00	0.00	0.00	0.00	0	0.00	0.00	0.00	0.00	0.00	0.00	0.00
FEBRUARY	2012	0.00	0	0.00	0.00	0.00	0.00	0.00	0.00	0.00	0.00	0.00	0	0.00	0.00	0.00	0.00	0.00	0.00	0.00
MARCH	2012	0.00	0	0.00	0.00	0.00	0.00	0.00	0.00	0.00	0.00	0.00	0	0.00	0.00	0.00	0.00	0.00	0.00	0.00
APRIL	2012	0.00	0	0.00	0.00	0.00	0.00	0.00	0.00	0.00	0.00	0.00	0	0.00	0.00	0.00	0.00	0.00	0.00	0.00
SEASON END TOTAL		0.25	375	56.00	740.00	9.50	25.75	0.00	3360.00	414.40	317.50	1409.06	0	0.00	0.00	0.00	0.00	0.00		5501.06

**Weiland Road/Lake Cook Road Phase I Engineering Study  
Raupp Boulevard to Hastings Lane  
Village of Buffalo Grove  
Section No. 08-A5015-01-ES**

**CEI Job No. 2222  
Project Status Report  
Period Ending: October 28, 2011**



**Item 1 - Early Coordination and Data Collection**

- Existing right-of-way information and property line information has been received.
- Utility Letters were sent out.
- Existing plans have been collected.
- Photolog and project reconnaissance is complete.
- Addendum Environmental Survey Request submitted to IDOT on 09/29/10.
- Special Waste Screening Tech Memo was completed.
- Special Waste Clearance (IDOT portion only) was received on 03/10/2011.
- Addendum Cultural Clearance was received on 04/21/2011.

**Item 2 - Field Survey, Preparation of Base Maps**

- Roadway topographic survey is complete.
- Stream survey is complete.
- CAD files setup and base sheet setup is complete.

**Item 3 - Crash Analyses**

- Crash Analysis has been updated for 2009 and 2010.

**Item 4 - Traffic Analysis**

- Traffic Analysis Tech Memo was submitted to CCHD and Buffalo Grove on 07/17/09.
- Peak Hour count performed at the intersection of Raupp Blvd. and Lake Cook Road.
- Peak hour count performed at the intersection of Northgate and Lake Cook Road.
- Preliminary Intersection Design Studies were submitted to CCHD, IDOT, and Buffalo Grove on 11/10/2010.
  - Comments were received from IDOT on 01/27/2011
  - Comments were received from CCHD on 08/26/2011
- 2040 Traffic Projections were requested from CMAP on 01/25/2011
- Updated 2040 ADT's received from CMAP and 2040 DHV's have been developed.
- 2040 capacity analyses have been updated.
- *Anticipated November 2011 work:*
  - Address comments and resubmit IDS's to IDOT and CCHD.

### **Item 5 - Alternate Geometric Studies**

- Weiland Road Extension Alternates Tech Memo submitted to CCHD and Buffalo Grove on 10/02/09 (revised and resubmitted on 11/20/09)
- Preliminary Plan and Profile Sheets were submitted to CCHD, IDOT, and Buffalo Grove on 11/10/2010.
  - Comments were received from IDOT on 01/27/2011
  - Comments were received from CCHD on 08/26/2011
- *Anticipated November 2011 work:*
  - Address comments and resubmit geometrics to IDOT and CCHD.

### **Item 6 - Subsurface Soils/Pavement Investigation**

- No work to date

### **Item 7 - Preliminary Structural Design**

- Bridge Condition Reports were submitted to IDOT and CCHD for review on 06/30/2011.
- BCR approval from IDOT was received on 08/02/2011
- BCR Comments from CCHD were received on 08/26/2011

### **Item 8 - Location Drainage Study**

- The existing hydraulic model has been obtained from IDNR for Buffalo Creek.
- Existing drainage plan (IDOT portion only) was submitted to IDOT for review on 07/28/2010.
- Proposed Drainage Plan is ongoing.
- Potential Detention sites have been identified.
- EDP approved by IDOT on 04/29/2011.
- *Anticipated November 2011 work:*
  - Continue work on proposed drainage plan.
  - Prepare Conceptual Proposed Drainage Plan (CPDP) for IDOT submittal

### **Item 9 - Wetland Study**

- Wetland Delineation Report is complete.
- Wetland Impact Evaluation Form submitted to IDOT on 08/16/2011

#### **Item 10 - Section 4(f) Evaluation and Documentation – (Not applicable)**

- Impacts to Emmerich East Park (temporary grading easements only) will likely require the preparation of a Section 4(f) *de minimis* document

#### **Item 11 - Highway Noise Analysis**

- Existing and proposed noise analyses are complete.
- Feasible and Reasonable Barriers have been identified.
- Draft Noise Analysis report was submitted to IDOT.
- *Anticipated November 2011 work:*
  - Prepare for noise meeting with affected and benefitted residents

#### **Item 12 - Air Quality Analysis**

- COSIM Pre-Screen worksheet submitted to IDOT on 08/24/2011.
- Buffalo Grove/Lake Cook Road intersection passes pre-screen.

#### **Item 13 - Comprehensive Impacts and Measures to Minimize Harm**

- No work to date

#### **Item 14 - Draft Environmental Class of Action Determination**

- EA Timeframes Agreement was reviewed by IDOT and FHWA.
- Draft Purpose and Need Statement submitted to IDOT on 07/23/09.
- Revised Purpose and Need Statement submitted to IDOT on 10/08/10. (waiting on comments from FHWA)
- Bicycle Coordination Letters mailed out on 12/27/2010
- Draft EA report submitted to IDOT on 10/28/2011

#### **Item 15 - Draft Project Development Report**

- No work to date
- *Anticipated November 2011 work:*
  - Begin preparing Combined Design Report.

#### **Item 16 - IDOT Coordination**

- IDOT/FHWA coordination meeting was held on January 13, 2009.
- IDOT/FHWA coordination meeting was held on March 10, 2009 to discuss EA

- timeframes agreement.
- IDOT/FHWA coordination meeting was held on 09/13/2011.

### **Item 17 - Public Involvement**

- A Public Information Meeting was held on 04/30/09.
- Public Information Meeting #2 was held on 12/15/2010.
- Public Information Meeting #2 materials have been compiled.

### **Item 18 - Final Environmental Class of Action Determination**

- No work to date

### **Item 19 - Final Project Development Report**

- No work to date

### **Item 20 - Supervision, Administration and Project Coordination**

- A meeting was held with CCHD and Buffalo Grove staff on 02/04/2010 to discuss Lake Cook Road geometrics and Weiland Road extension alternatives.
- Presented project to Village of Wheeling on 03/31/2010.
- Presented project to Village of Buffalo Grove Finance Committee on 04/12/2010.
- Meeting held with Buffalo Grove Park District and St. Mary's Church on 07/08/2010 to discuss proposed improvements.
- Meeting held with the Horcher's and the Schwind's on 09/10/2010 to discuss the Weiland Road realignment.
- Meeting held with LeParc Condominium Association to discuss noise walls on 02/24/2011.

DEPARTMENT OF BUILDING & ZONING  
 COMPILATION OF PERMIT ACTIVITY NOVEMBER, 2011  
 FY 2011 WITH 2010 COMPARISONS

TYPES OF FEES	CURRENT MONTH		YEAR-TO-DATE		PRIOR-YEAR-TO-DATE		% CHANGE REVENUE YEAR-TO-YEAR		
	NUMBER	REVENUE	NUMBER	REVENUE	NUMBER	REVENUE			
BUILDING FEES	85	35,796.04	831	329,748.17	85	20,726.35	681	278,965.10	18.20%
PLUMBING FEES	38	3,070.00	407	33,074.00	40	3,140.00	396	42,163.00	-21.56%
ELECTRICAL FEES	42	4,131.00	413	52,648.00	34	2,844.00	353	50,123.00	5.04%
MECHANICAL FEES	27	1,900.00	289	18,950.00	37	1,550.00	298	18,625.00	1.74%
PLAN REVIEW FEES	43	10,530.00	486	87,782.06	29	4,309.10	339	69,394.77	26.50%
ANNEXATION FEES	0	0.00	6	4,200.00	2	1,400.00	29	19,600.00	-78.57%
OTHER RESIDENTIAL FEES	72	3,461.29	1,099	90,652.50	103	3,670.00	1,001	82,248.14	10.22%
OTHER NON-RESIDENTIAL FEES	34	2,976.35	399	62,055.88	27	2,221.28	232	49,731.99	24.78%
<b>TOTAL FEES</b>	<b>341</b>	<b>\$61,884.68</b>	<b>3,930</b>	<b>\$679,110.61</b>	<b>357</b>	<b>\$39,860.73</b>	<b>3,329</b>	<b>\$610,851.00</b>	<b>11.17%</b>
FY 2011 BUDGET		\$653,500							
YEAR-TO-DATE BUDGET REALIZED:		103.92%							

**BUILDING PERMIT VALUATION:**

PERMIT DETAIL	CURRENT MONTH		YEAR-TO-DATE		PRIOR-YEAR-TO-DATE			
	NUMBER	VALUATION	NUMBER	VALUATION	NUMBER	VALUATION		
SINGLE-FAMILY UNITS	1	283,000	10	2,976,000	7	1,462,000	52	10,532,701
SINGLE-FAMILY REMODEL/ADDITIONS	12	156,510	139	2,348,741	9	72,850	166	2,267,630
MULTIPLE-FAMILY BUILDINGS	0	0	0	0	0	0	0	0
MULTIPLE-FAMILY UNITS	0	0	0	0	0	0	0	0
MULTIPLE-FAMILY REMODEL/ADDITIONS	0	0	2	7,500	7	7,000	15	65,200
COMMERCIAL BUILDINGS	0	0	1	710,000	0	0	0	0
COMMERCIAL REMODEL/ADDITIONS	0	0	37	3,630,052	1	350	18	628,432
INDUSTRIAL BUILDINGS	0	0	0	0	0	0	0	0
INDUSTRIAL REMODEL/ADDITIONS	7	1,686,675	28	4,322,208	2	73,500	11	1,465,327
OFFICE BUILDINGS	0	0	0	0	0	0	0	0
OFFICE REMODEL/ADDITIONS	1	35,000	21	7,182,396	2	195,000	20	4,031,050
OTHER RESIDENTIAL	144	939,820	1,229	9,079,101	127	515,123	1,250	5,715,208
OTHER NON-RESIDENTIAL	31	452,551	308	4,143,961	19	268,245	256	2,496,432
PUBLIC/SEMI-PUBLIC	0	0	23	215,354	2	56,700	23	1,950,277
<b>TOTAL PERMITS ISSUED</b>	<b>196</b>	<b>\$3,553,556</b>	<b>1,798</b>	<b>\$34,615,313</b>	<b>176</b>	<b>\$2,648,768</b>	<b>1,811</b>	<b>\$29,152,257</b>

**FEES:**

OTHER RESIDENTIAL FEES-THESE FEES GENERALLY INCLUDE FENCES, DRIVEWAYS, SIGNS, PUBLIC HEARINGS, WORK PRIOR TO PERMIT, ELEVATOR INSPECTIONS, AND CONTRACTOR REGISTRATIONS. THIS CATEGORY RELATES TO RESIDENTIAL CONSTRUCTION.

OTHER NON-RESIDENTIAL FEES-SAME AS OTHER RESIDENTIAL FEES BUT IN RELATION TO COMMERCIAL, INDUSTRIAL AND OFFICE USE.

**PERMITS:**

OTHER RESIDENTIAL PERMITS-THESE PERMITS GENERALLY INCLUDE FENCES, DRIVEWAYS, SIGNS, ELEVATORS, DECKS, POOLS, SPRINKLER SYSTEMS AND ACCESSORY BUILDINGS. THIS CATEGORY RELATES TO RESIDENTIAL CONSTRUCTION.

OTHER NON-RESIDENTIAL PERMITS-SAME AS OTHER RESIDENTIAL PERMITS BUT IN RELATION TO COMMERCIAL, INDUSTRIAL AND OFFICE USE.

PUBLIC/SEMI-PUBLIC BUILDINGS-MUNICIPAL, PARK, OTHER GOVERNMENTAL AND NON-PROFIT BUILDINGS.

**BUILDING AND ZONING DEPARTMENT  
RECONCILIATION OF MONTHLY ACTIVITY  
NOVEMBER, 2011**

	PER B&Z REPORT SHEET	PER FINANCE REPORT	ADJUST	MONTHLY TOTAL	YEAR-TO-DATE TOTAL	BUDGET	% OF TOTAL
BUILDING FEES	\$ 35,796.04		\$ 35,796.04				
PLUMBING FEES	3,070.00		3,070.00				
ELECTRICAL FEES	4,131.00		4,131.00				
MECHANICAL FEES	1,900.00		1,900.00				
PLAN REVIEW FEES	10,530.00		10,530.00				
ANNEXATION FEES	-		-				
OTHER FEES	6,507.64	-\$70.00	6,437.64				
<b>TOTAL</b>	<b>\$ 61,934.68</b>		<b>\$ 61,864.68</b>				

Unresolved difference -\$70.00


**TOTAL** **\$ 61,864.68**

FUND.210

1131 - DEVELOPER FEES	\$ 4,579.00		\$ 4,579.00	\$ 44,013.00	\$ 220,400.00	19.97%
1133 - CONTRACTOR REGISTRATION FEES	2,325.00		2,325.00	68,760.00	\$ 60,000.00	114.60%
1134 - PLAN REVIEW FEES	9,955.00		9,955.00	84,167.06	\$ 45,000.00	187.04%
1135 - FILING FEES	275.00		275.00	2,475.00	\$ 2,500.00	99.00%
1136 - ANNEXATION FEES	-		-	4,200.00	\$ 5,600.00	75.00%
1137 - BUILDING FEES	32,299.33		32,299.33	297,448.86	\$ 175,000.00	169.97%
1138 - PLUMBING FEES	2,705.00		2,705.00	29,341.00	\$ 25,000.00	117.36%
1139 - ELECTRICAL FEES	3,684.00		3,684.00	48,485.00	\$ 35,000.00	138.53%
1140 - MECHANICAL FEES	1,850.00		1,850.00	18,050.00	\$ 15,000.00	120.33%
1141 - SIGN FEES	760.75		760.75	7,983.88	\$ 5,000.00	159.68%
1142 - ELEVATOR FEES	240.00		240.00	31,487.46	\$ 30,000.00	104.96%
1144 - OTHER FEES	3,191.60		3,191.60	42,699.35	\$ 35,000.00	122.00%
<b>TOTAL</b>	<b>\$ 61,864.68</b>		<b>\$ 61,864.68</b>	<b>\$ 679,110.61</b>	<b>\$ 653,500.00</b>	<b>103.92%</b>

CERTIFICATES OF OCCUPANCY  
NOVEMBER, 2011

NAME	ADDRESS	DEVELOPMENT	DATE C/O ISSUED
<hr/> Week Ending 11/04/11			
Fresh Roast, LLC	1153 Weiland Rd	Creekside Commons	11/01/11
Body in Motion PT, LLC	1029 Busch Parkway		11/03/11
UL DQS Management Solutions	1130 Lake Cook Rd #340	Buffalo Grove Business Pk	11/04/11
<hr/> Residential CO's - 0			
<hr/> Week Ending 11/11/11			
Gauss Academy	14 W. Dundee Rd 1st & 2nd Flrs		11/08/11
<hr/> Residential CO's - 0			
<hr/> Week Ending 11/18/11			
Gold Max (name change)	1200 W. Dundee Rd	Strathmore Square	11/15/11
Roksolana, Inc.	400 W. Dundee Rd #7	Village Plaza	11/18/11
<hr/> Residential CO's - 0			
<hr/> Week Ending 11/25/11			
Rofin-Lasag Lasers	1615 Barclay Blvd.	Rogers Centre for Commerce	11/23/11
<hr/> Residential CO's - 1			
<hr/> Week Ending 11/30/11			
Las Palmas	82 W Dundee Rd	Dundee Point	11/28/11
<hr/> Residential CO's - 0			



Carol Berman  
Deputy Building Commissioner/Administration

DEPARTMENT OF BUILDING & ZONING  
PUBLIC SAFETY ACTIVITY REPORT  
November, 2011

Month of : November, 2011

DEPARTMENT OF BUILDING & ZONING  
PUBLIC SAFETY ACTIVITY REPORT

	INSPECTIONS		REINSPECTIONS	
	<u>November, 2011</u>	<u>November, 2010</u>	<u>November, 2011</u>	<u>November, 2010</u>
INSPECTIONS				
Concrete Work	65	53	7	0
Structural	180	80	20	9
Plumbing	77	64	10	3
Electrical	39	103	17	16
Mechanical	57	32	9	5
Final	171	73	15	29
Zoning	12	10	0	0
Property Maintenance	300	175	58	64
Fences	6	15	0	11
Signs	67	3	0	0
Emergency Inspections	0	0	0	0
Health				
	<u>November, 2011</u>	<u>November, 2010</u>		
- Day Care Center/Home	1	3		
- Food Service	32	32	4	0
- Food Service Construction	3	6		
- Food Store	1	1		
- Food Service Pre-opening	1	4		
- Complaint Inspections	295	188		
- Property Maintenance Insp.	355	215		
- Microwave	0	0		
- Carbon Monoxide	0	1		
- Radon	2	2		
- Vending Machines Licenses	12	3		
- Mobile Vendor Licenses	0	0		
- Swimming Pool Inspections	3	2		
- Temp Foodservice Permits	0	0		
- Emergency Inspections	0	0		
Total	<u>705</u>	<u>457</u>		
			705	457
Work Stopped/No Permit			8	4
Citizen Inquiry			43	67
Spot Checking - All Categories*			399	201
Illegal Signs Removed			191	207
TOTAL			<u>2320</u>	<u>1544</u>
			705	457
			8	4
			43	67
			399	201
			191	207
			2	10
			440	335

\*Non-requested Inspections

DEPARTMENT OF BUILDING & ZONING  
 PUBLIC SAFETY ACTIVITY REPORT  
 November, 2011

DEPARTMENT OF BUILDING & ZONING  
 PUBLIC SAFETY ACTIVITY REPORT

Month of: November, 2011

	<u>November, 2011</u>	<u>November, 2010</u>
I. <u>PLAN REVIEWS</u>		
Zoning Ordinance	33	34
Building Code	86	87
Plumbing Code	47	51
Electrical Code	71	73
Mechanical Code	48	47
Health Code	23	25
Fence Code	7	17
Sign Code	24	18
TOTAL	<u>339</u>	<u>352</u>
III. <u>ASSISTANCE TO PUBLIC</u>		
Zoning	42	48
Property Maintenance	156	75
Health	302	290
Signs	19	16
Fences	6	2
Permit/Code Information	459	458
General Information	190	270
TOTAL	<u>1174</u>	<u>1159</u>

To: Brian Sheehan  
Deputy Building Commissioner/Operations

From: Peggy Starczowski, L.E.H.P.  
Health Inspector

Date: December 8, 2011

Subject: Health Department Activity Report for the Month of [ f November

Day Care Center/Day Care Home	1
Food Service Inspections	32
Food Service Re-inspections	4
Food Service Construction Inspections	3
Foodstore Inspections	1
Food Service Pre-opening Inspections	1
Plan Reviews	23
Complaint Inspections & Follow-up	295
Property Maintenance Inspections	355
Microwave Inspections	0
Carbon Monoxide (Commercial/Residential)	0
Radon Kit Installation & Follow-up	2
Vending Machine License Inspections	12
Mobile Vendor Licenses/Inspections	0
Swimming Pool/Spa Inspections/Re-inspections	3
Temporary Foodservice Inspections/Reinspections	0
Emergency Inspections & Re-inspections	0
Assistance to Public	302

Meetings & Training:  
Housing Court

cc: Board of Health

DEPARTMENT OF BUILDING AND ZONING  
PUBLIC SAFETY ACTIVITY REPORT  
November, 2011

IV. LITIGATION:

Please see attachment.

V. CODE CONFERENCES:

November 1, 2011 – Financial Software Demonstration.  
November 2, 2011 – Quality Car Center – Onsite Meeting.  
November 2, 2011 – David LeCaviler, ForeFront Properties – 1000 Corporate Grove.  
November 3, 2011 – Tim Donohue, Town Center Property Manager.  
November 4, 2011 – ART Meeting – BG Car Wash, 1691-1697 & 1701 Weiland Road.  
November 7, 2011 – MNJ Technologies, 1025 Busch Parkway – Mezzanine Addition.  
November 8, 2011 – Rental Housing Program Meeting.  
November 9, 2011 – Connexion – Wind Turbine.  
November 9, 2011 – Amdur Productions.  
November 10, 2011 – Cambridge on the Lake onsite meeting/Accessible Parking.  
November 11, 2011 – 1693 Weiland – Platinum Nails/On site Code Meeting.  
November 14, 2011 – The Arboretum Club Hotel.  
November 15, 2011 – Financial Software Demonstration.  
November 15, 2011 – 1700 Leider Lane – Parking lot expansion/On site meeting.  
November 18, 2011 – Jeff Merrinette – Rental Housing Program.

IV. PROPERTY MANAGEMENT: November, 2011

**BUFFALO COURT:**

No Action Required.

**BUFFALO GROVE SHOPPES:**

No Action Required

**CAMBRIDGE COMMONS:**

1. Removed numerous Illegal signs

**CAMBRIDGE WEST:**

1. The fence around the retaining wall requires repairs.

\* Note: The retaining wall has been repaired as requested.

**CHASE PLAZA:**

No Action Required.

**COUNTRY COURT:**

1. Removed numerous illegal signs.

**CREEKSIDE COMMONS:**

1. Removed numerous illegal signs.

**DUNDEE POINT:**

No Action Required.

**DUNELL CENTER:**

No Action Required.

**THE GROVE:**

No Action Required.

**GROVE COURT:**

1. Removed numerous illegal signs.

**GROVE COURT – Zimmerman:**

No Action Required.

**GROVE POINT PLAZA:**

No Action Required.

**HIGHLAND OAKS:**

No Action Required.

**PLAZA VERDE East:**

1. The North side of the parking lot off of Dundee Rd. requires repairs.

*On Friday September 29,, 2011, I met with Carol Berman reference this matter. She advised that she will be addressing this matter with management.*

**PLAZA VERDE West:**

1. Removed numerous illegal signs.

**PLAZA (THE):**

No Action Required.

**THE SHOPS AT APTAKISIC CREEK:**

1. Removed numerous illegal signs.

**SPOERLEIN COMMONS:**

No action required.

**STRATHMORE SHOPPING CENTER:**

1. The parking lot requires re-striping including accessible spaces.
2. There is a non conforming accessible parking striping in front of VA Liquors.

*On Friday October 28, 2011,I was advised by management that the work will be done in the Spring of 2012.*

**STRATHMORE SQUARE:**

1. Removed numerous illegal signs.

**TOWN CENTER:**

1. Four vacant unit signs are required to be removed.
2. Storage unit still in rear of center on South side of building.
3. Parking lot light post down in parking lot.

*On Thursday November 3, 2011, we met with Tim Donahue, the new Property Manager who advised that he will address all above issues.*

**VILLAGE PLAZA:**

No Action required.

**WOODLAND COMMONS:**

No Action Required.

Property Maintenance Report submitted by Joe Arizzi, Property Maintenance Inspector.

Respectfully submitted,

Brian Sheehan  
Deputy Building Commissioner/Operations

BS:jk

ENGINEERING SERVICES  
MONTHLY REPORT  
NOVEMBER 2011

Waterbury Place

Work continues on punch list items, public walks, driveway and aprons.  
Partial private alley pavement surfacing around Waterbury Lane is complete.

Plaza Verde Retail


Earthwork and foundation construction continues.

1700 Leider Lane


Landscaping restoration around new parking lot continues.

Pace Bus Lot

Paving for concrete bus lot complete. Work continues on bus shelter and lighting.



Richard K. Kuenkler, P.E.  
Village Engineer

  
Kevin J. Hehir  
Engineering Technician

